



Print your chosen design/templates from the *Homespun* website. Before printing, check the Print dialog box – it is important that in the field next to the words "Page Scaling" you have selected "None" to ensure your design/templates print out at 100%.

SNOW ANGELS 1




Right-facing reindeer appliqué and stitchery


"SNOW ANGELS"



Trace the hat and blanket appliqué shapes from these reindeer to use for the left-facing reindeer



Print your chosen design/templates from the *Homespun* website. Before printing, check the Print dialog box – it is important that in the field next to the words "Page Scaling" you have selected "None" to ensure your design/templates print out at 100%.




Left-facing reindeer appliqué and stitchery

"SNOW ANGELS"




Trace the hat and blanket appliqué shapes from these reindeer to use for the right-facing reindeer.




Print your chosen design/templates from the *Homespun* website. Before printing, check the Print dialog box – it is important that in the field next to the words "Page Scaling" you have selected "None" to ensure your design/templates print out at 100%.

SNOW ANGELS 3



"SNOW ANGELS"
Angel stitchery



"SNOW ANGELS"
Angel appliqué shapes

Shapes have been printed in reverse for tracing on to fusible web