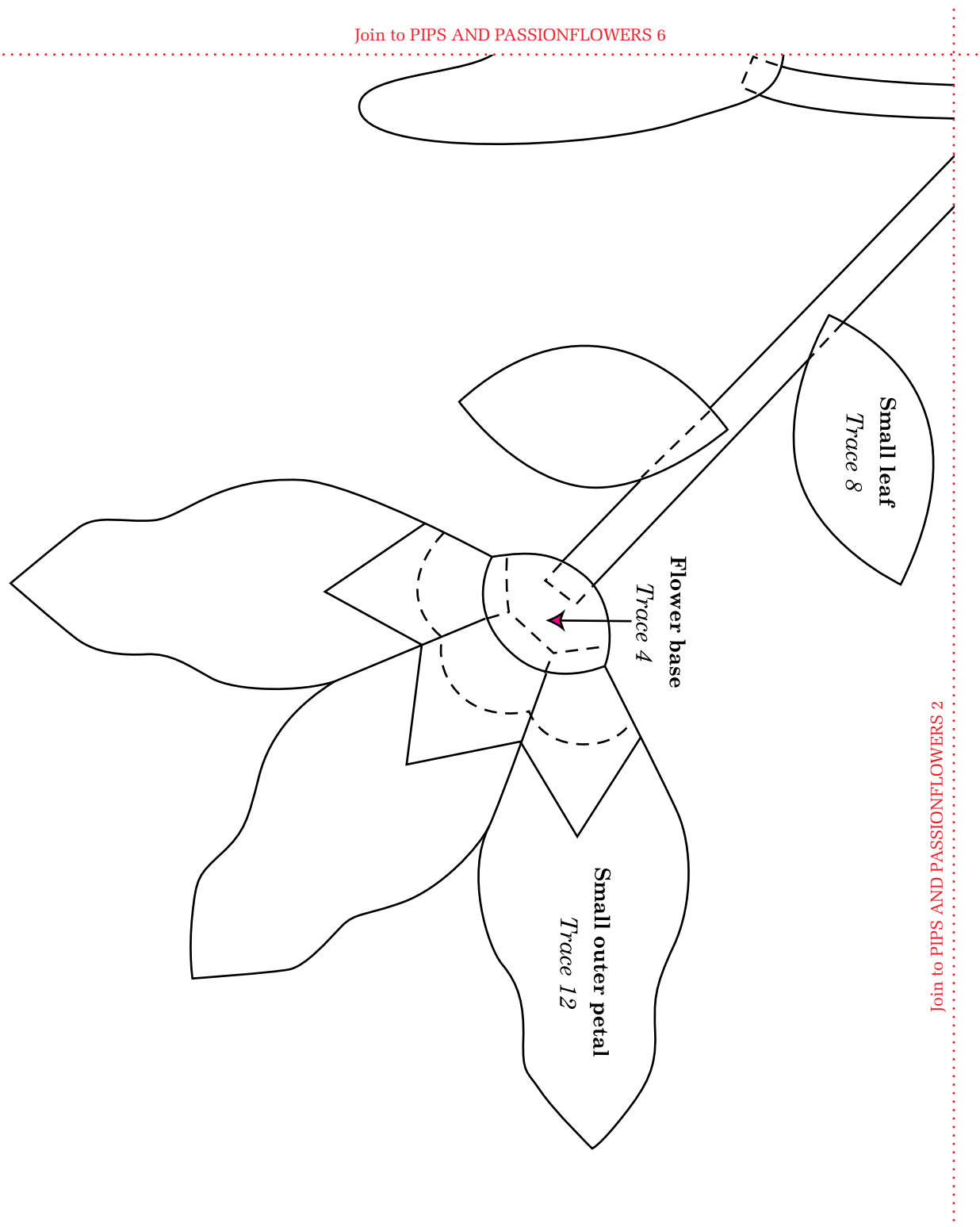


Print your chosen design/templates from the *Homespun* website. Before printing, check the Print dialog box – it is important that in the field next to the words “Page Scaling” you have selected “None” to ensure your design/templates print out at 100%.



Print your chosen design/templates from the *Homespun* website. Before printing, check the Print dialog box – it is important that in the field next to the words “Page Scaling” you have selected “None” to ensure your design/templates print out at 100%.

AUSTRALIAN HOMESPUN

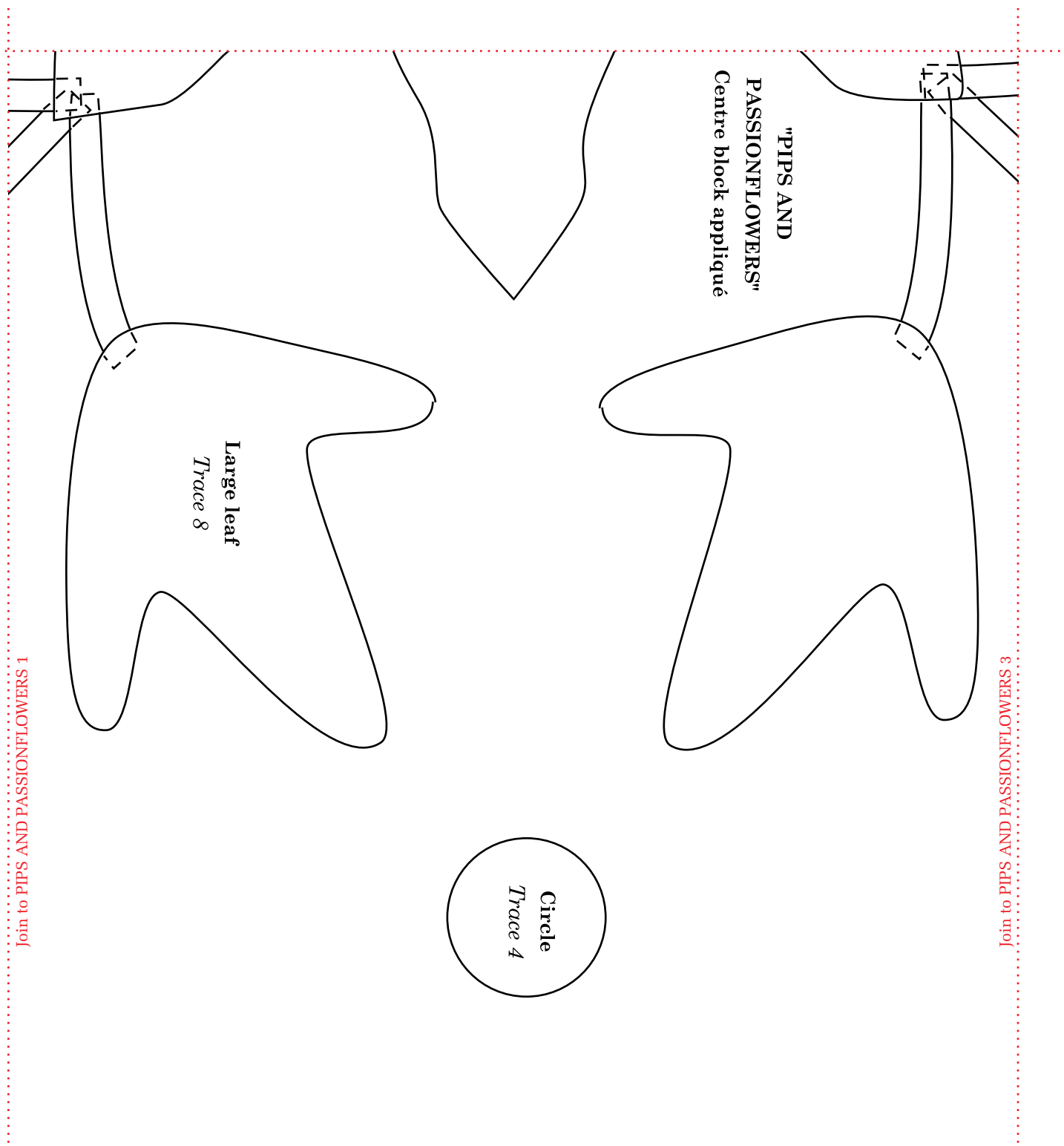
Copyright Universal Magazines

Homespun Vol.13 No.11

Issue 114

PIPS AND PASSIONFLOWERS

2



Print your chosen design/templates from the *Homespun* website. Before printing, check the Print dialog box – it is important that in the field next to the words “Page Scaling” you have selected “None” to ensure your design/templates print out at 100%.

AUSTRALIAN HOMESPUN

Copyright Universal Magazines

Homespun Vol.13 No.11


Issue 114

PIPS AND PASSIONFLOWERS

3

Join to PIPS AND PASSIONFLOWERS 4

Join to PIPS AND PASSIONFLOWERS 2



Print your chosen design/templates from the *Homespun* website. Before printing, check the Print dialog box – it is important that in the field next to the words “Page Scaling” you have selected “None” to ensure your design/templates print out at 100%.

AUSTRALIAN
HOMESPUN

Copyright Universal Magazines
Homespun Vol.13 No.11
Issue 114

PIPS AND PASSIONFLOWERS

4

Join to PIPS AND PASSIONFLOWERS 5

Join to PIPS AND PASSIONFLOWERS 3

Print your chosen design/templates from the *Homespun* website. Before printing, check the Print dialog box – it is important that in the field next to the words “Page Scaling” you have selected “None” to ensure your design/templates print out at 100%.

AUSTRALIAN HOMESPUN

Copyright Universal Magazines

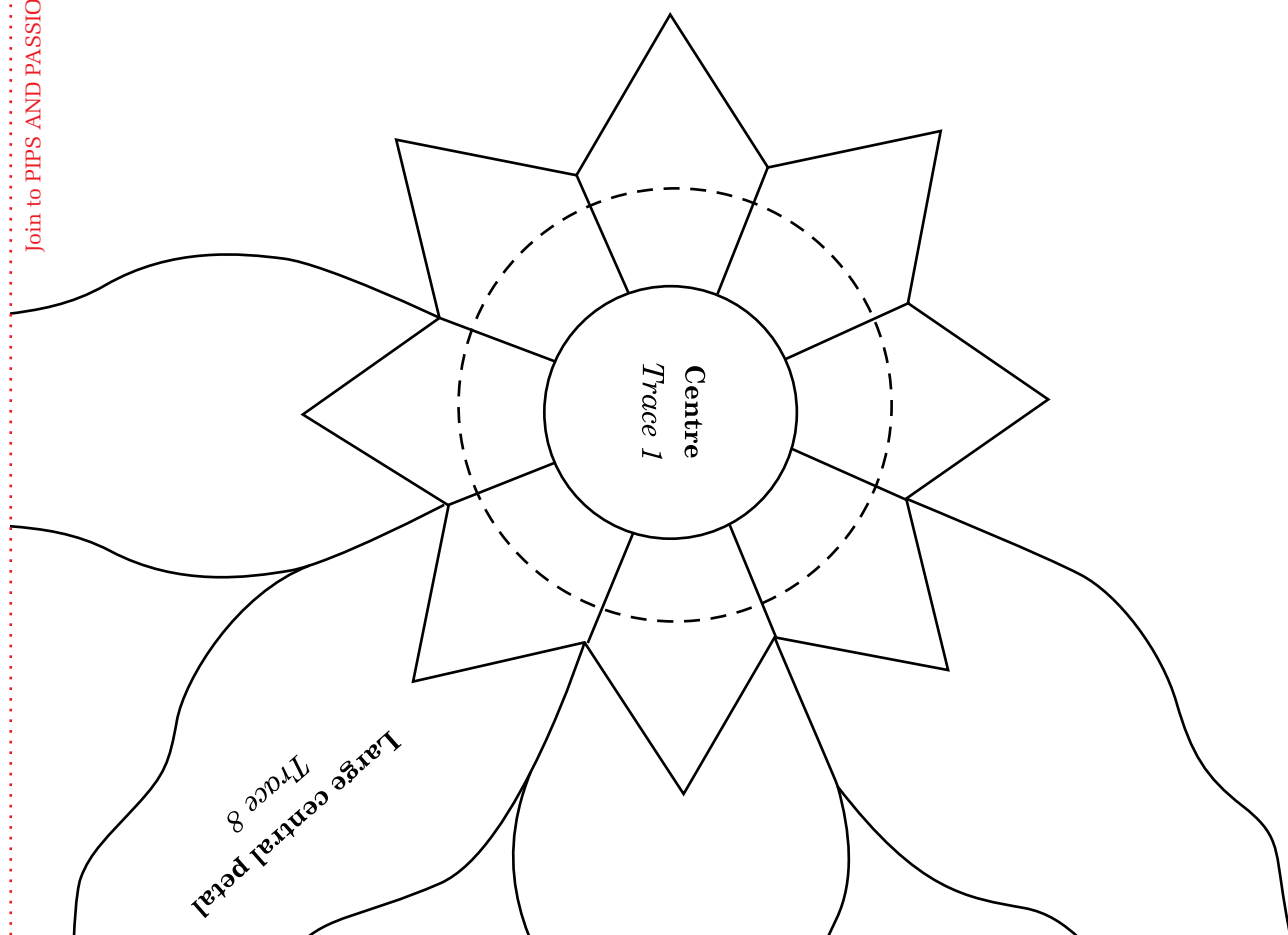
Homespun Vol.13 No.11

Issue 114

PIPS AND PASSIONFLOWERS

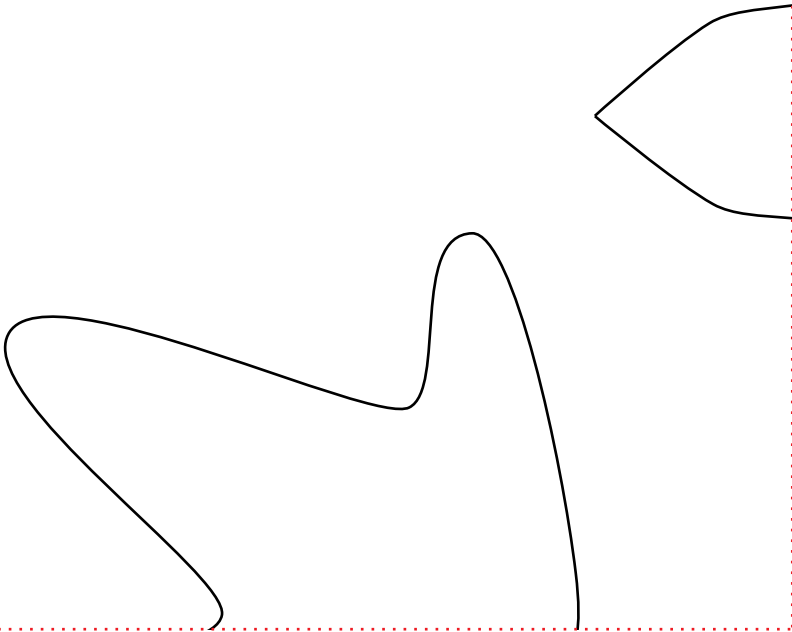
5

Join to PIPS AND PASSIONFLOWERS 6



Join to PIPS AND PASSIONFLOWERS 2

Print your chosen design/templates from the *Homespun* website. Before printing, check the Print dialog box – it is important that in the field next to the words “Page Scaling” you have selected “None” to ensure your design/templates print out at 100%.



Join to PIPS AND PASSIONFLOWERS 5

Join to PIPS AND PASSIONFLOWERS 1

Print your chosen design/templates from the *Homespun* website. Before printing, check the Print dialog box – it is important that in the field next to the words “Page Scaling” you have selected “None” to ensure your design/templates print out at 100%.

AUSTRALIAN HOMESPUN

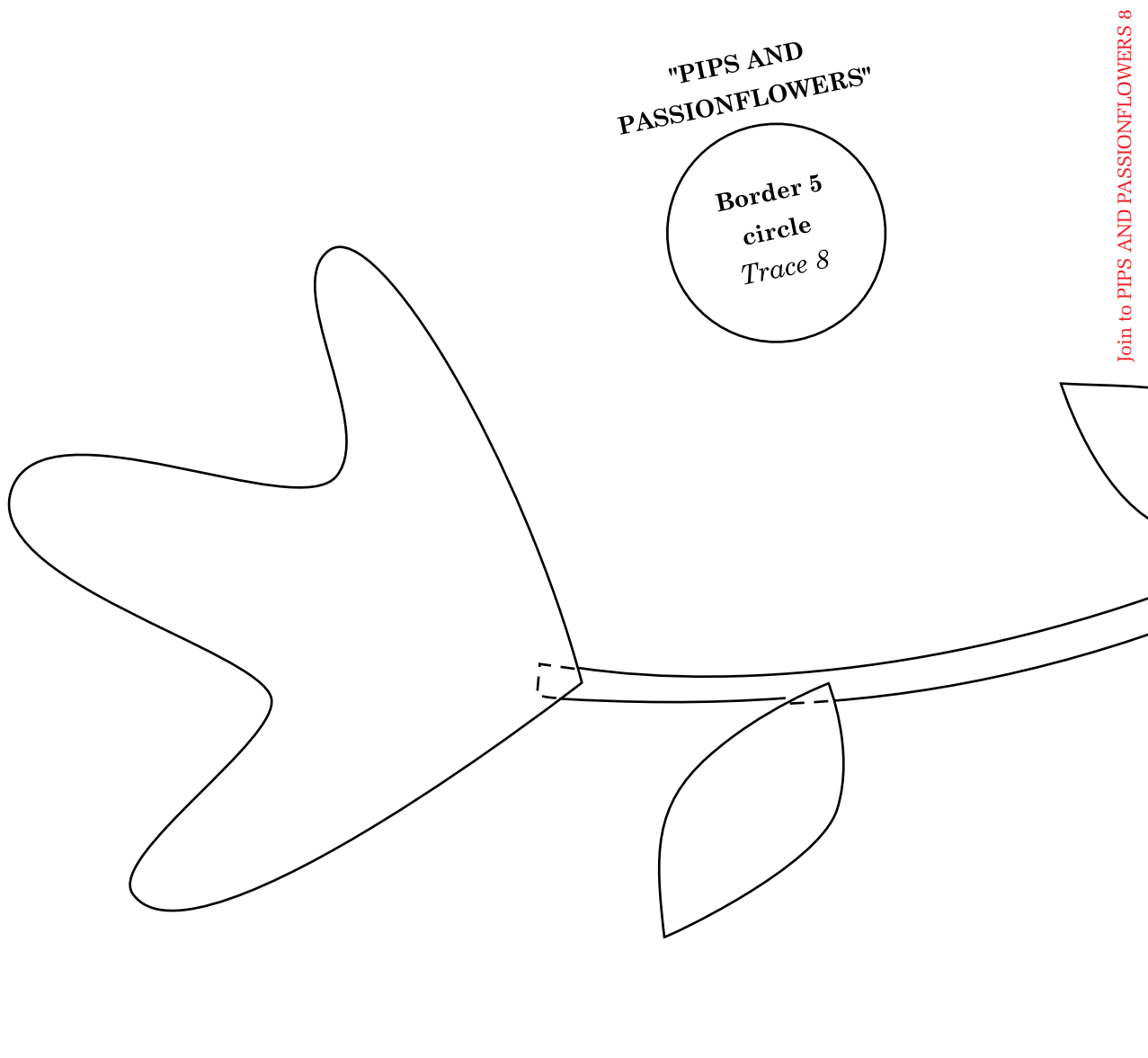
Copyright Universal Magazines

Homespun Vol.13 No.11

Issue 114

PIPS AND PASSIONFLOWERS

7



Print your chosen design/templates from the *Homespun* website. Before printing, check the Print dialog box – it is important that in the field next to the words “Page Scaling” you have selected “None” to ensure your design/templates print out at 100%.

AUSTRALIAN HOMESPUN

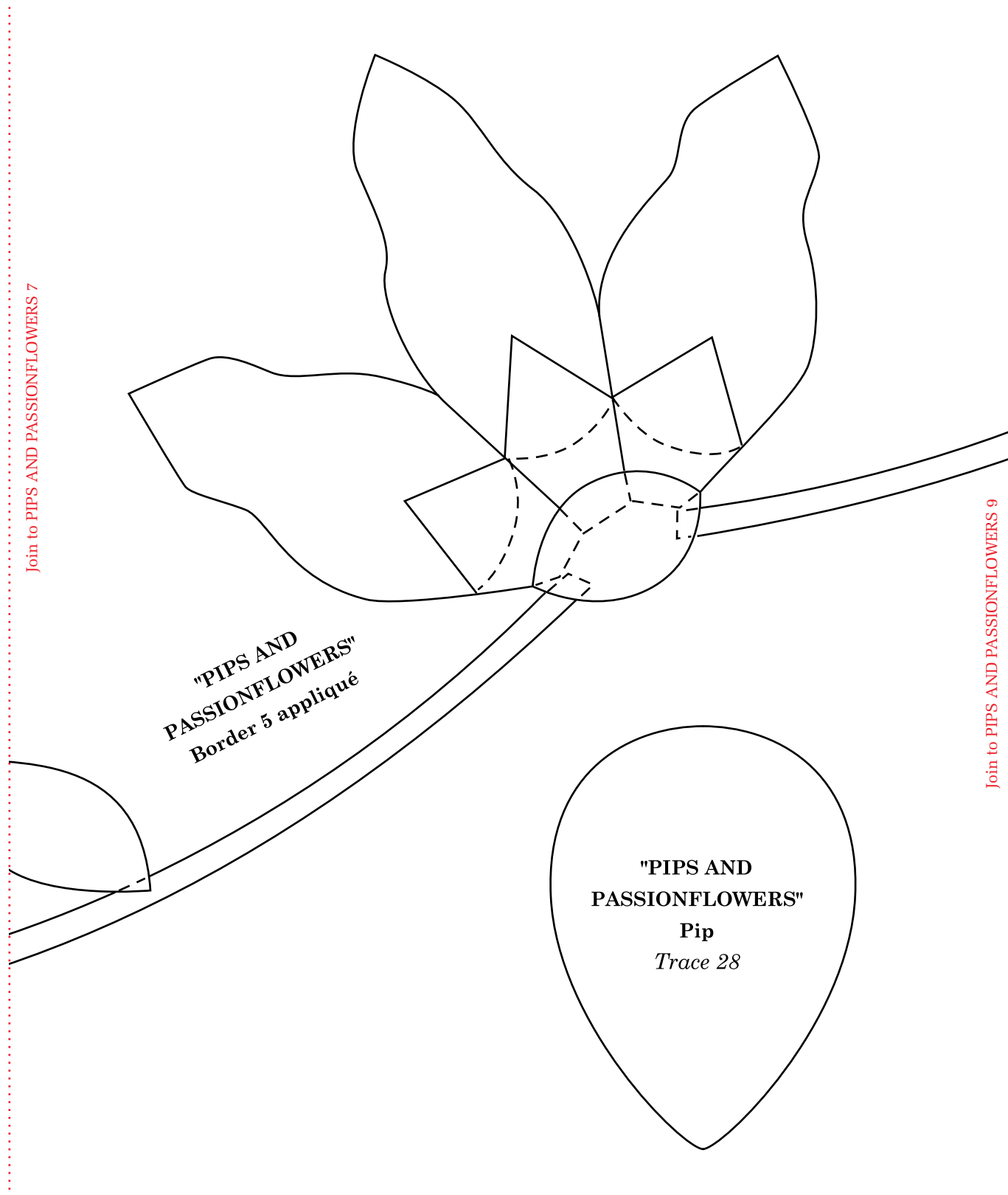
Copyright Universal Magazines

Homespun Vol.13 No.11

Issue 114

PIPS AND PASSIONFLOWERS

8



Print your chosen design/templates from the *Homespun* website. Before printing, check the Print dialog box – it is important that in the field next to the words “Page Scaling” you have selected “None” to ensure your design/templates print out at 100%.

AUSTRALIAN HOMESPUN

Copyright Universal Magazines

Homespun Vol.13 No.11

Issue 114

PIPS AND PASSIONFLOWERS

9

Join to PIPS AND PASSIONFLOWERS 10

Join to PIPS AND PASSIONFLOWERS 8

"PIPS AND PASSIONFLOWERS"
Border 5 corner

Print your chosen design/templates from the *Homespun* website. Before printing, check the Print dialog box – it is important that in the field next to the words “Page Scaling” you have selected “None” to ensure your design/templates print out at 100%.

AUSTRALIAN HOMESPUN

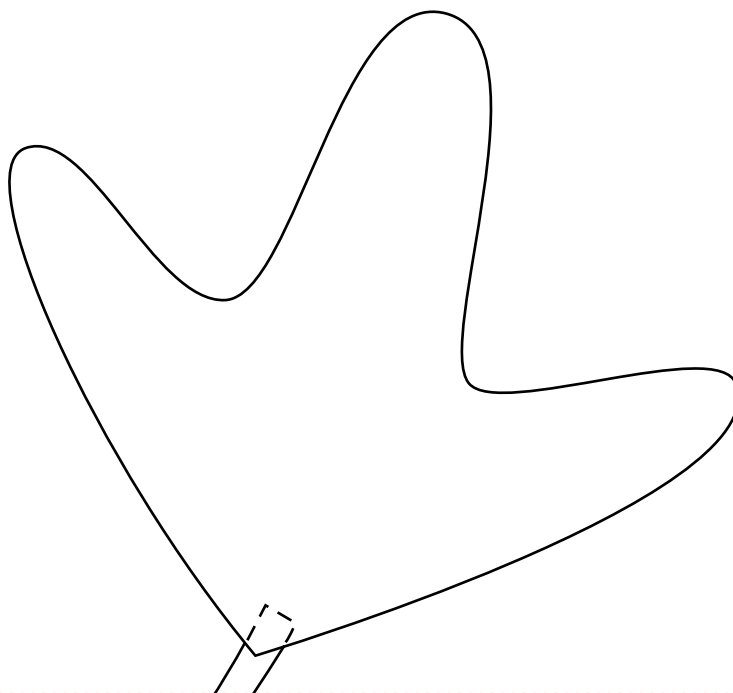
Copyright Universal Magazines

Homespun Vol.13 No.11

Issue 114

PIPS AND PASSIONFLOWERS

10



Join to PIPS AND PASSIONFLOWERS 9