


Print your chosen design/templates from the *Homespun* website. Before printing, check the Print dialog box – it is important that in the field next to the words “Page Scaling” you have selected “None” to ensure your design/templates print out at 100%.



Print your chosen design/templates from the *Homespun* website. Before printing, check the Print dialog box – it is important that in the field next to the words “Page Scaling” you have selected “None” to ensure your design/templates print out at 100%.

Join to ELEPHANT BREASTFEEDING CUSHION 1

Join to ELEPHANT BREASTFEEDING CUSHION 3

Join to ELEPHANT BREASTFEEDING CUSHION 7

Print your chosen design/templates from the *Homespun* website. Before printing, check the Print dialog box – it is important that in the field next to the words “Page Scaling” you have selected “None” to ensure your design/templates print out at 100%.



Copyright Universal Magazines
Homespun Vol.14 No.10 Issue 125

**ELEPHANT BREASTFEEDING
CUSHION 3**

Join to ELEPHANT BREASTFEEDING CUSHION 2

Join to ELEPHANT BREASTFEEDING CUSHION 4

Line up the seam
with this mark

Join to ELEPHANT BREASTFEEDING CUSHION 6

Print your chosen design/templates from the *Homespun* website. Before printing, check the Print dialog box – it is important that in the field next to the words “Page Scaling” you have selected “None” to ensure your design/templates print out at 100%.

Join to ELEPHANT BREASTFEEDING CUSHION 3

Join to ELEPHANT BREASTFEEDING CUSHION 5

Print your chosen design/templates from the *Homespun* website. Before printing, check the Print dialog box – it is important that in the field next to the words “Page Scaling” you have selected “None” to ensure your design/templates print out at 100%.



**ELEPHANT BREASTFEEDING
CUSHION 5**

Join to ELEPHANT BREASTFEEDING CUSHION 4

Join to ELEPHANT BREASTFEEDING CUSHION 6

Print your chosen design/templates from the *Homespun* website. Before printing, check the Print dialog box – it is important that in the field next to the words “Page Scaling” you have selected “None” to ensure your design/templates print out at 100%.

**ELEPHANT BREASTFEEDING
CUSHION 6**

Join to ELEPHANT BREASTFEEDING CUSHION 3

Join to ELEPHANT BREASTFEEDING CUSHION 7

Join to ELEPHANT BREASTFEEDING CUSHION 5

"ELEPHANT BREASTFEEDING CUSHION"

Print your chosen design/templates from the *Homespun* website. Before printing, check the Print dialog box – it is important that in the field next to the words “Page Scaling” you have selected “None” to ensure your design/templates print out at 100%.

**ELEPHANT BREASTFEEDING
CUSHION 7**

Join to ELEPHANT BREASTFEEDING CUSHION 2

Join to ELEPHANT BREASTFEEDING CUSHION 8

Join to ELEPHANT BREASTFEEDING CUSHION 6

Print your chosen design/templates from the *Homespun* website. Before printing, check the Print dialog box – it is important that in the field next to the words “Page Scaling” you have selected “None” to ensure your design/templates print out at 100%.

**ELEPHANT BREASTFEEDING
CUSHION 8**

Join to ELEPHANT BREASTFEEDING CUSHION 1

Join to ELEPHANT BREASTFEEDING CUSHION 7

Print your chosen design/templates from the *Homespun* website. Before printing, check the Print dialog box – it is important that in the field next to the words “Page Scaling” you have selected “None” to ensure your design/templates print out at 100%.




Copyright Universal Magazines
Homespun Vol.14 No.10 Issue 125
ELEPHANT BREASTFEEDING
CUSHION 9

Join to ELEPHANT BREASTFEEDING CUSHION 8

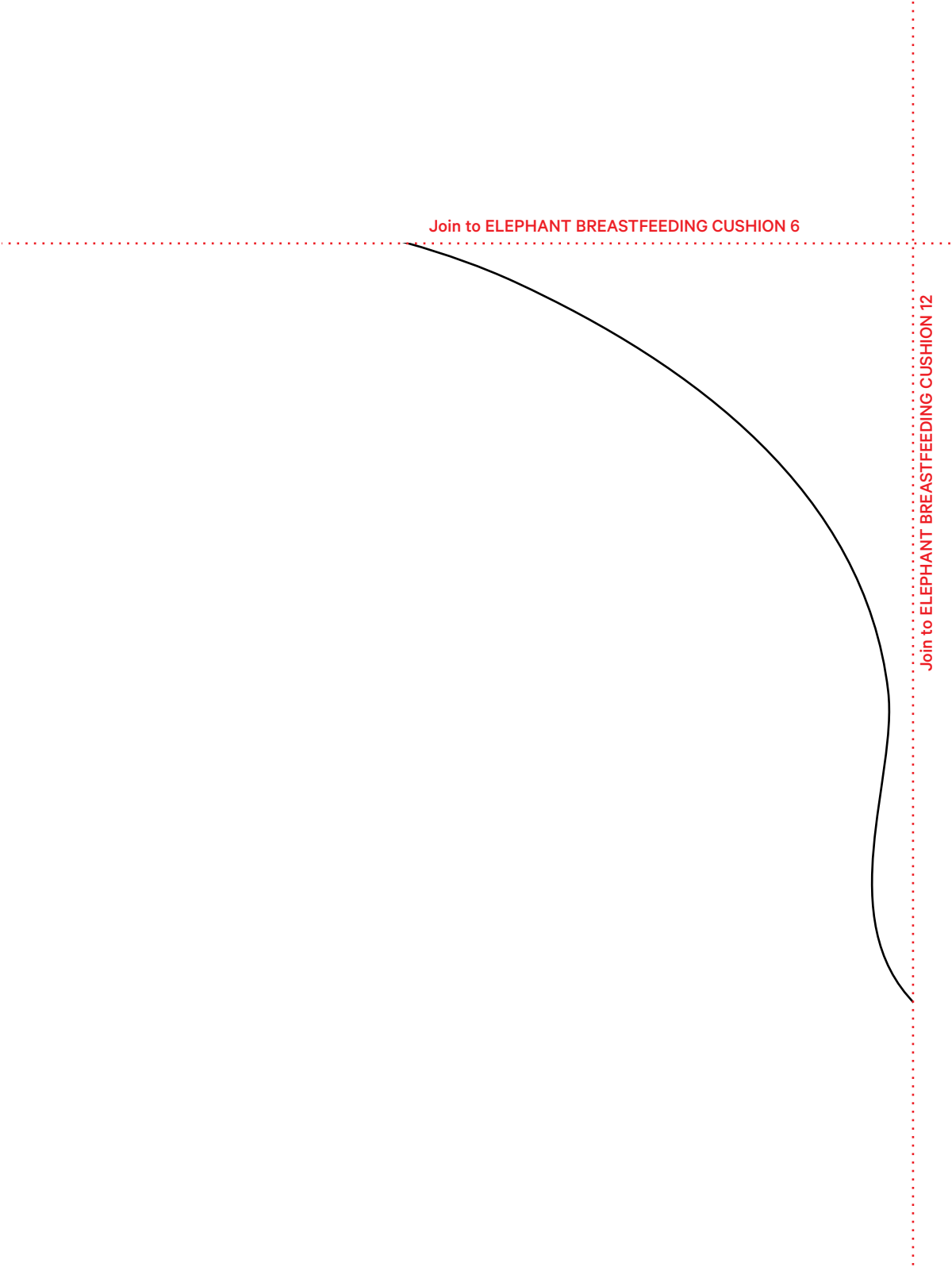
Line up the seam
with this mark

Join to ELEPHANT BREASTFEEDING CUSHION 10

Print your chosen design/templates from the *Homespun* website. Before printing, check the Print dialog box – it is important that in the field next to the words “Page Scaling” you have selected “None” to ensure your design/templates print out at 100%.



Print your chosen design/templates from the *Homespun* website. Before printing, check the Print dialog box – it is important that in the field next to the words “Page Scaling” you have selected “None” to ensure your design/templates print out at 100%.



Print your chosen design/templates from the *Homespun* website. Before printing, check the Print dialog box – it is important that in the field next to the words “Page Scaling” you have selected “None” to ensure your design/templates print out at 100%.



Copyright Universal Magazines
Homespun Vol.14 No.10 Issue 125
ELEPHANT BREASTFEEDING
CUSHION 12

Join to ELEPHANT BREASTFEEDING CUSHION 5

Join to ELEPHANT BREASTFEEDING CUSHION 11

Line up the seam
with this mark