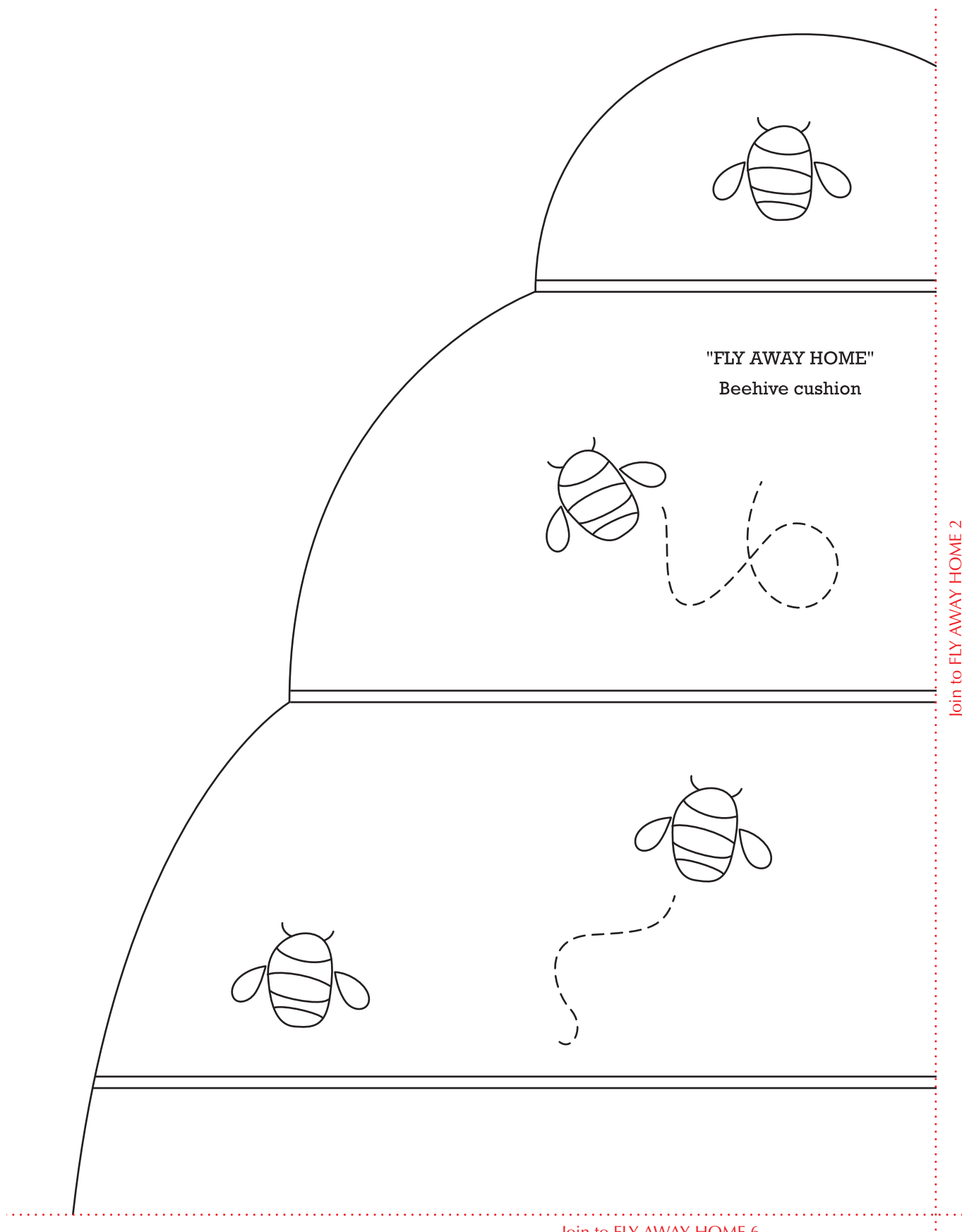
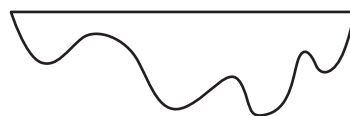


Print your chosen design/templates from the *Homespun* website. Before printing, check the Print dialog box – it is important that in the field next to the words “Page Scaling” you have selected “None” to ensure your design/templates print out at 100%.



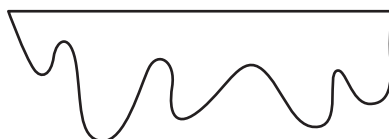
Join to FLY AWAY HOME 2

Print your chosen design/templates from the *Homespun* website. Before printing, check the Print dialog box – it is important that in the field next to the words “Page Scaling” you have selected “None” to ensure your design/templates print out at 100%.

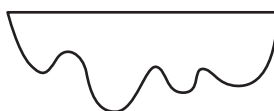


"FLY AWAY HOME"

Honey shapes



*Shapes have been printed in reverse
for tracing onto fusible web*



Join to FLY AWAY HOME 1




Join to FLY AWAY HOME 3

Join to FLY AWAY HOME 5

Print your chosen design/templates from the *Homespun* website. Before printing, check the Print dialog box – it is important that in the field next to the words “Page Scaling” you have selected “None” to ensure your design/templates print out at 100%.


Join to FLY AWAY HOME 2



*Shapes have been printed in reverse
for tracing onto fusible web*

Join to FLY AWAY HOME 4

Print your chosen design/templates from the *Homespun* website. Before printing, check the Print dialog box – it is important that in the field next to the words “Page Scaling” you have selected “None” to ensure your design/templates print out at 100%.



Print your chosen design/templates from the *Homespun* website. Before printing, check the Print dialog box – it is important that in the field next to the words “Page Scaling” you have selected “None” to ensure your design/templates print out at 100%.



Print your chosen design/templates from the *Homespun* website. Before printing, check the Print dialog box – it is important that in the field next to the words “Page Scaling” you have selected “None” to ensure your design/templates print out at 100%.

Join to FLY AWAY HOME 1



Hive door
Trace 1

Join to FLY AWAY HOME 5