



Print your chosen design/templates from the *Homespun* website. Before printing, check the Print dialog box – it is important that in the field next to the words “Page Scaling” you have selected “None” to ensure your design/templates print out at 100%.



Join to HAPPINESS QUILT 2

Join to HAPPINESS QUILT 4


Print your chosen design/templates from the *Homespun* website. Before printing, check the Print dialog box – it is important that in the field next to the words “Page Scaling” you have selected “None” to ensure your design/templates print out at 100%.



Print your chosen design/templates from the *Homespun* website. Before printing, check the Print dialog box – it is important that in the field next to the words “Page Scaling” you have selected “None” to ensure your design/templates print out at 100%.


Join to HAPPINESS QUILT 2

Join to HAPPINESS QUILT 4




Print your chosen design/templates from the *Homespun* website. Before printing, check the Print dialog box – it is important that in the field next to the words “Page Scaling” you have selected “None” to ensure your design/templates print out at 100%.

Join to HAPPINESS QUILT 1



Join to HAPPINESS QUILT 3

Print your chosen design/templates from the *Homespun* website. Before printing, check the Print dialog box – it is important that in the field next to the words “Page Scaling” you have selected “None” to ensure your design/templates print out at 100%.



Print your chosen design/templates from the *Homespun* website. Before printing, check the Print dialog box – it is important that in the field next to the words “Page Scaling” you have selected “None” to ensure your design/templates print out at 100%.

Join to HAPPINESS QUILT 5

Join to HAPPINESS QUILT 7

Print your chosen design/templates from the *Homespun* website. Before printing, check the Print dialog box – it is important that in the field next to the words “Page Scaling” you have selected “None” to ensure your design/templates print out at 100%.


Join to HAPPINESS QUILT 6

Join to HAPPINESS QUILT 8

"HAPPINESS QUILT"  
Cherry tree

Print your chosen design/templates from the *Homespun* website. Before printing, check the Print dialog box – it is important that in the field next to the words “Page Scaling” you have selected “None” to ensure your design/templates print out at 100%.

Join to HAPPINESS QUILT 5



Join to HAPPINESS QUILT 7



Print your chosen design/templates from the *Homespun* website. Before printing, check the Print dialog box – it is important that in the field next to the words “Page Scaling” you have selected “None” to ensure your design/templates print out at 100%.

