



Print your chosen design/templates from the *Homespun* website. Before printing, check the Print dialog box – it is important that in the field next to the words “Page Scaling” you have selected “None” to ensure your design/templates print out at 100%.






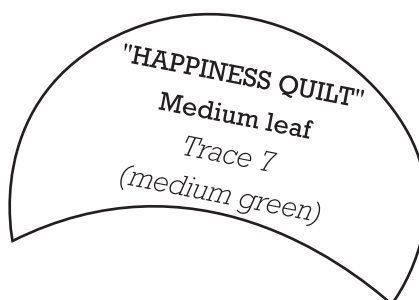

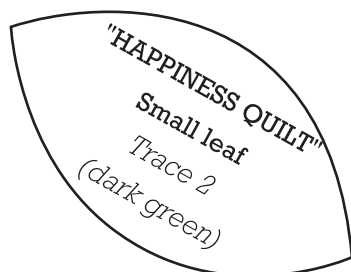
Join to HAPPINESS QUILT 2

Join to HAPPINESS QUILT 8

Print your chosen design/templates from the *Homespun* website. Before printing, check the Print dialog box – it is important that in the field next to the words “Page Scaling” you have selected “None” to ensure your design/templates print out at 100%.



Print your chosen design/templates from the *Homespun* website. Before printing, check the Print dialog box – it is important that in the field next to the words “Page Scaling” you have selected “None” to ensure your design/templates print out at 100%.



Join to HAPPINESS QUILT 4

Join to HAPPINESS QUILT 6

Print your chosen design/templates from the *Homespun* website. Before printing, check the Print dialog box – it is important that in the field next to the words “Page Scaling” you have selected “None” to ensure your design/templates print out at 100%.

Join to HAPPINESS QUILT 3

"HAPPINESS QUILT"  
Butterfly body  
Trace 3  
(medium pink)

"HAPPINESS QUILT"  
Butterfly wings  
Trace 3  
(aqua)

"HAPPINESS QUILT"  
Large leaf  
Trace 7  
(light green)

Join to HAPPINESS QUILT 5

Print your chosen design/templates from the *Homespun* website. Before printing, check the Print dialog box – it is important that in the field next to the words “Page Scaling” you have selected “None” to ensure your design/templates print out at 100%.


Join to HAPPINESS QUILT 4

Join to HAPPINESS QUILT 6

"HAPPINESS QUILT"  
Large pear  
Trace 2  
(light yellow)

"HAPPINESS QUILT"  
Medium pear  
Trace 2  
(medium yellow)

Print your chosen design/templates from the *Homespun* website. Before printing, check the Print dialog box – it is important that in the field next to the words “Page Scaling” you have selected “None” to ensure your design/templates print out at 100%.



Print your chosen design/templates from the *Homespun* website. Before printing, check the Print dialog box – it is important that in the field next to the words “Page Scaling” you have selected “None” to ensure your design/templates print out at 100%.

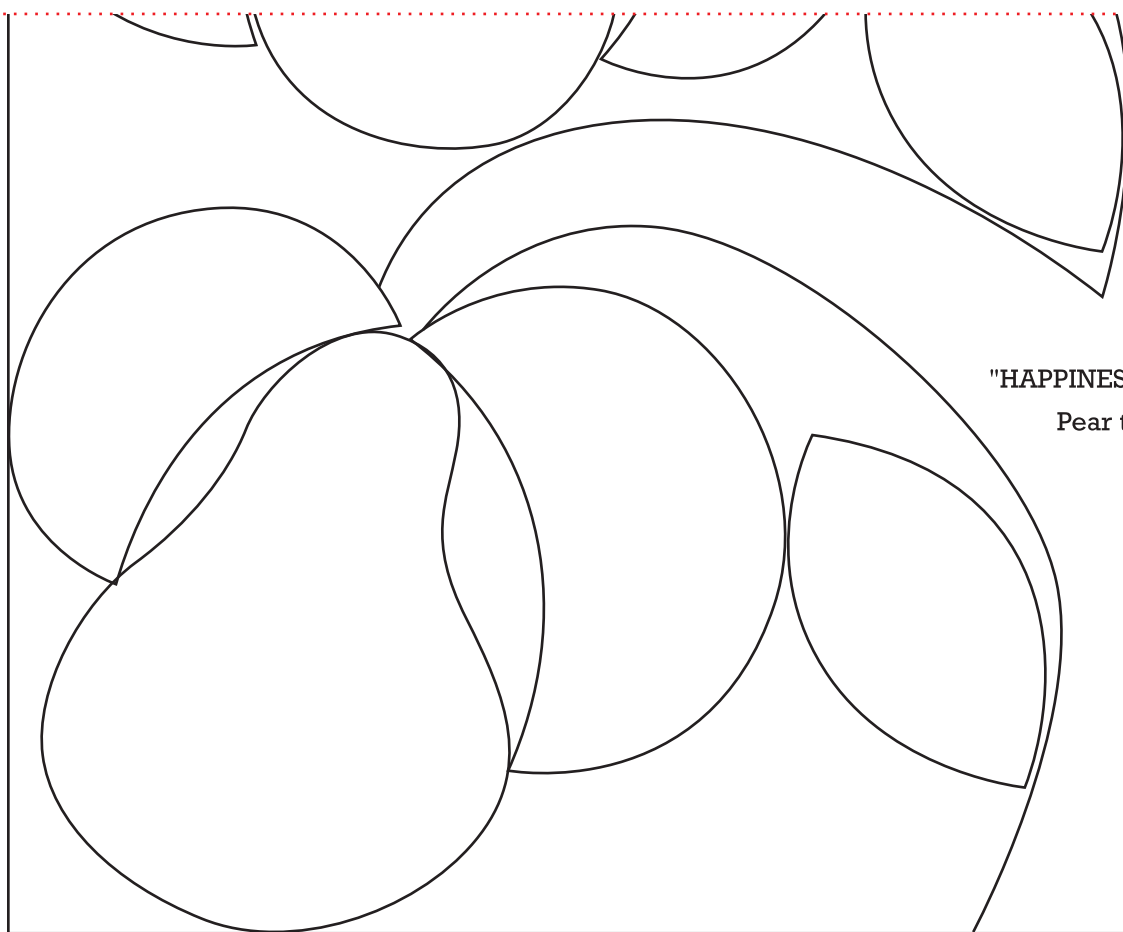
Join to HAPPINESS QUILT 2

Join to HAPPINESS QUILT 8

Join to HAPPINESS QUILT 6

Print your chosen design/templates from the *Homespun* website. Before printing, check the Print dialog box – it is important that in the field next to the words “Page Scaling” you have selected “None” to ensure your design/templates print out at 100%.

Join to HAPPINESS QUILT 1



"HAPPINESS QUILT"

Pear tree

Join to HAPPINESS QUILT 7