


Print your chosen design/templates from the *Homespun* website. Before printing, check the Print dialog box – it is important that in the field next to the words “Page Scaling” you have selected “None” to ensure your design/templates print out at 100%.



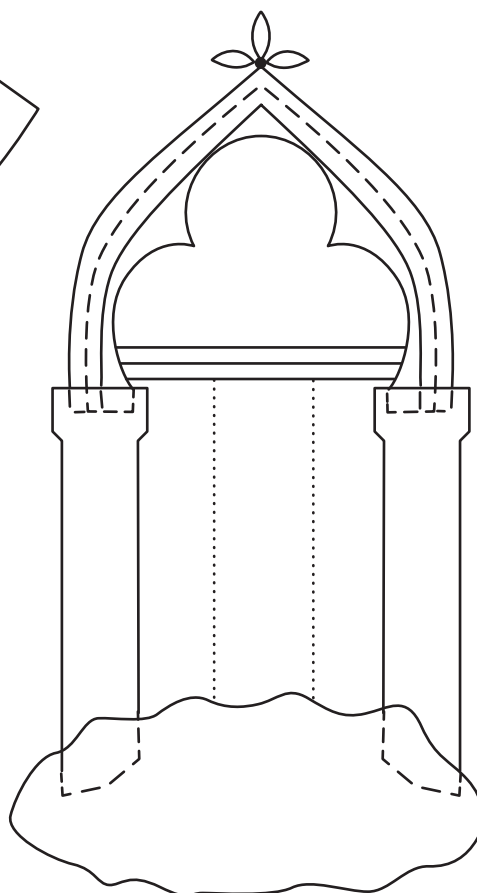
"POSTCARDS FROM VENICE"

Appliqué shapes for block 4



"POSTCARDS FROM VENICE"


Block 4 mask stitchery



"POSTCARDS FROM VENICE"

Appliqué and stitchery for block 6

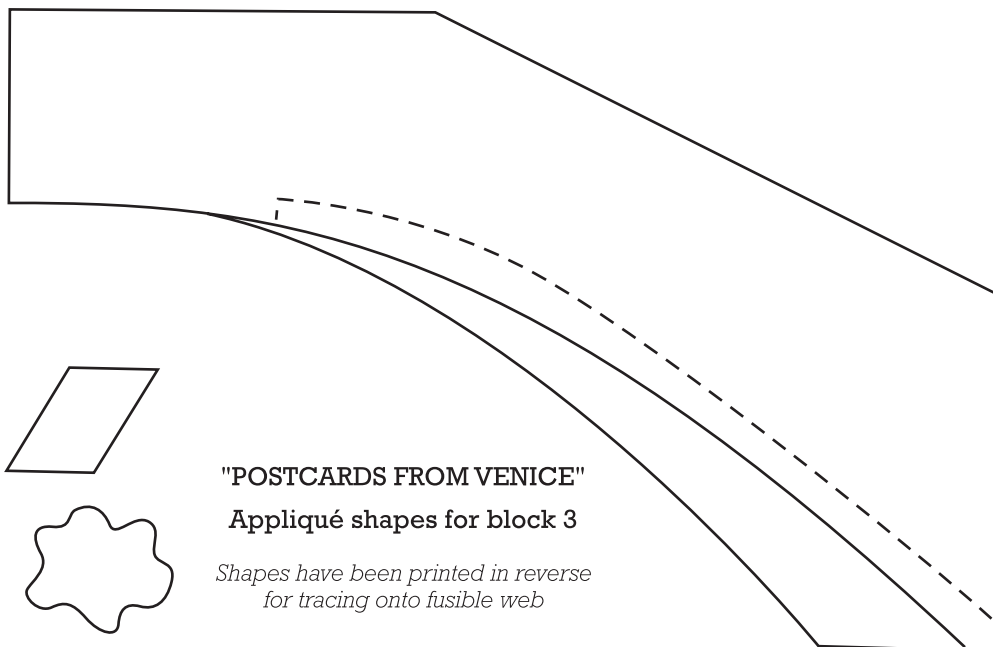
Print your chosen design/templates from the *Homespun* website. Before printing, check the Print dialog box – it is important that in the field next to the words “Page Scaling” you have selected “None” to ensure your design/templates print out at 100%.



"POSTCARDS FROM VENICE"

Appliqué shapes for block 5

*Shapes have been printed in reverse
for tracing onto fusible web*





"POSTCARDS FROM VENICE"

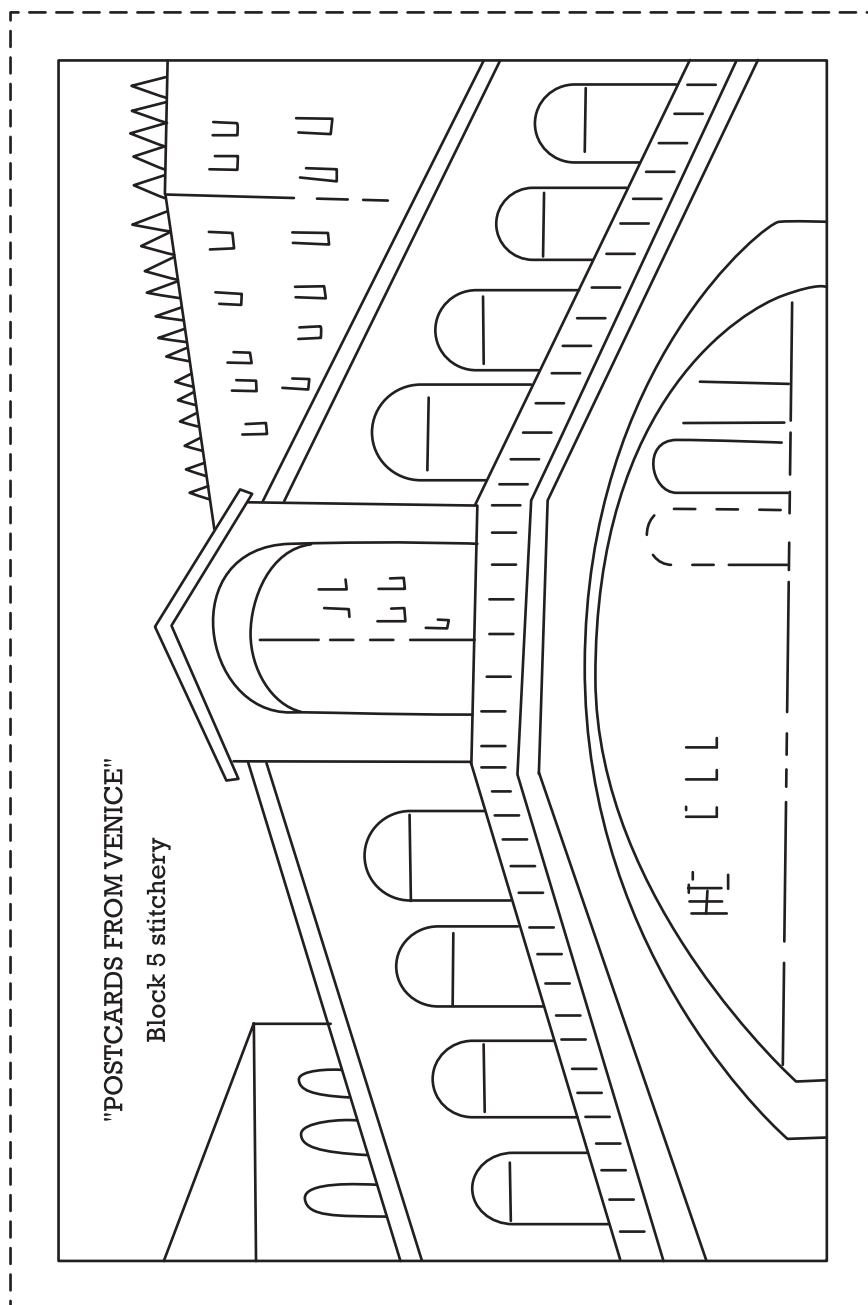
Appliqué shapes for block 3

*Shapes have been printed in reverse
for tracing onto fusible web*

Print your chosen design/templates from the *Homespun* website. Before printing, check the Print dialog box – it is important that in the field next to the words “Page Scaling” you have selected “None” to ensure your design/templates print out at 100%.




Print your chosen design/templates from the *Homespun* website. Before printing, check the Print dialog box – it is important that in the field next to the words “Page Scaling” you have selected “None” to ensure your design/templates print out at 100%.



Print your chosen design/templates from the *Homespun* website. Before printing, check the Print dialog box – it is important that in the field next to the words “Page Scaling” you have selected “None” to ensure your design/templates print out at 100%.

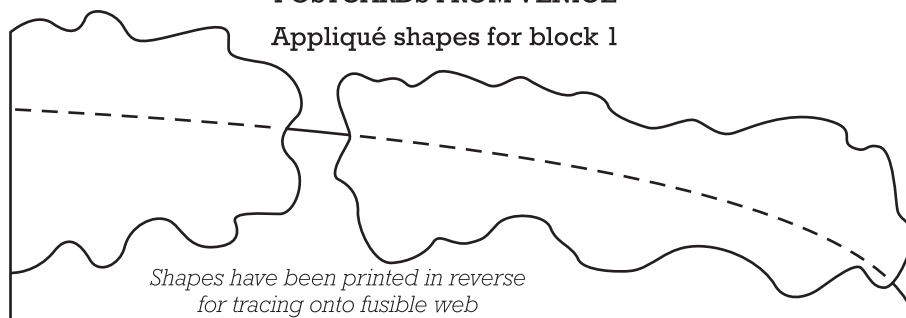
"POSTCARDS FROM VENICE"

Block 5 stitchery




"POSTCARDS FROM VENICE"

Appliqué shapes for block 1

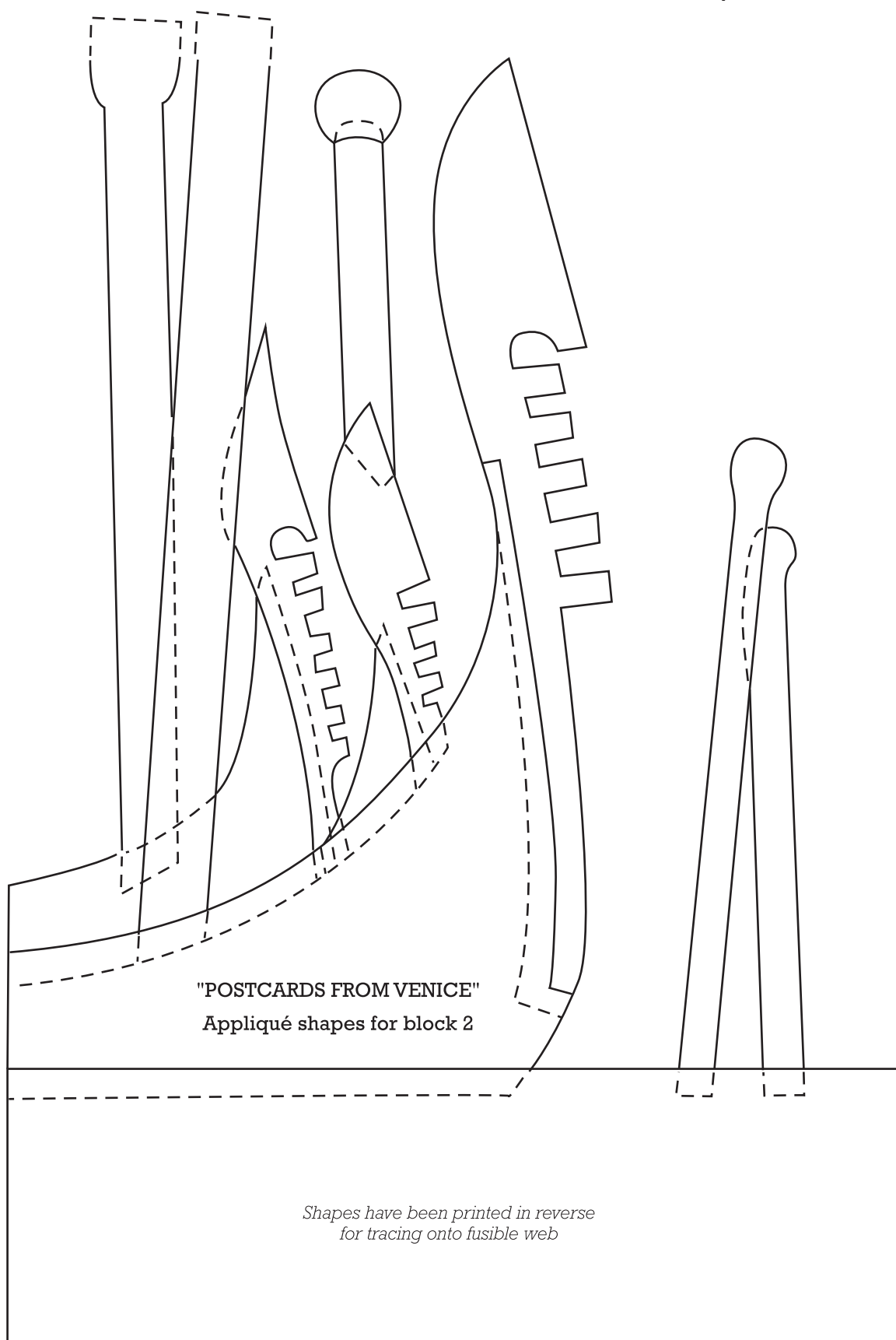


*Shapes have been printed in reverse
for tracing onto fusible web*

Print your chosen design/templates from the *Homespun* website. Before printing, check the Print dialog box – it is important that in the field next to the words “Page Scaling” you have selected “None” to ensure your design/templates print out at 100%.



Print your chosen design/templates from the *Homespun* website. Before printing, check the Print dialog box – it is important that in the field next to the words “Page Scaling” you have selected “None” to ensure your design/templates print out at 100%.



Print your chosen design/templates from the *Homespun* website. Before printing, check the Print dialog box – it is important that in the field next to the words “Page Scaling” you have selected “None” to ensure your design/templates print out at 100%.

