



Print your chosen design/templates from the *Homespun* website. Before printing, check the Print dialog box – it is important that in the field next to the words “Page Scaling” you have selected “None” to ensure your design/templates print out at 100%.



Print your chosen design/templates from the *Homespun* website. Before printing, check the Print dialog box – it is important that in the field next to the words “Page Scaling” you have selected “None” to ensure your design/templates print out at 100%.


Join to A BIRDWATCHER'S BLOOMS 1



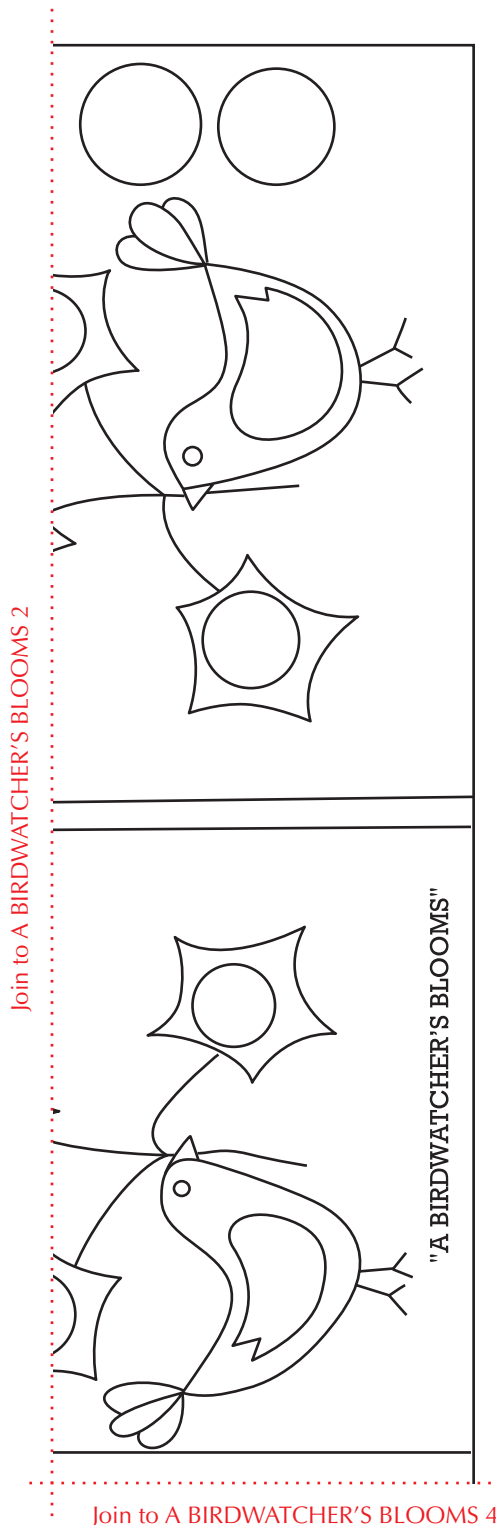
This design includes additional motifs on the shapes that have been appliquéd on the model project. Ignore them if you wish to replicate the model project. Trace them if you intend to work the design entirely in embroidery.

Join to A BIRDWATCHER'S BLOOMS 5

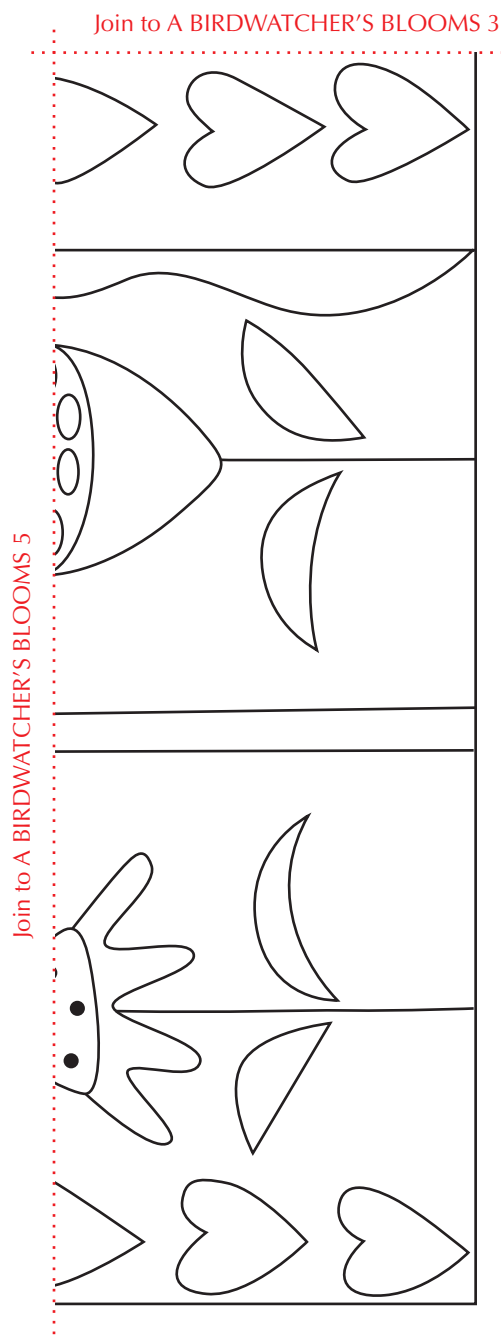
Join to A BIRDWATCHER'S BLOOMS 3



Print your chosen design/templates from the *Homespun* website. Before printing, check the Print dialog box – it is important that in the field next to the words “Page Scaling” you have selected “None” to ensure your design/templates print out at 100%.



Print your chosen design/templates from the *Homespun* website. Before printing, check the Print dialog box – it is important that in the field next to the words “Page Scaling” you have selected “None” to ensure your design/templates print out at 100%.



your heart in your hands

Illustration


Homespun

Copyright Universal Magazines
Homespun Vol.16 No.6 Issue 145

A BIRDWATCHER'S BLOOMS

5


Join to A BIRDWATCHER'S BLOOMS 6



Join to A BIRDWATCHER'S BLOOMS 4

Print your chosen design/templates from the *Homespun* website. Before printing, check the Print dialog box – it is important that in the field next to the words “Page Scaling” you have selected “None” to ensure your design/templates print out at 100%.

Join to A BIRDWATCHER'S BLOOMS 1



Join to A BIRDWATCHER'S BLOOMS 5