


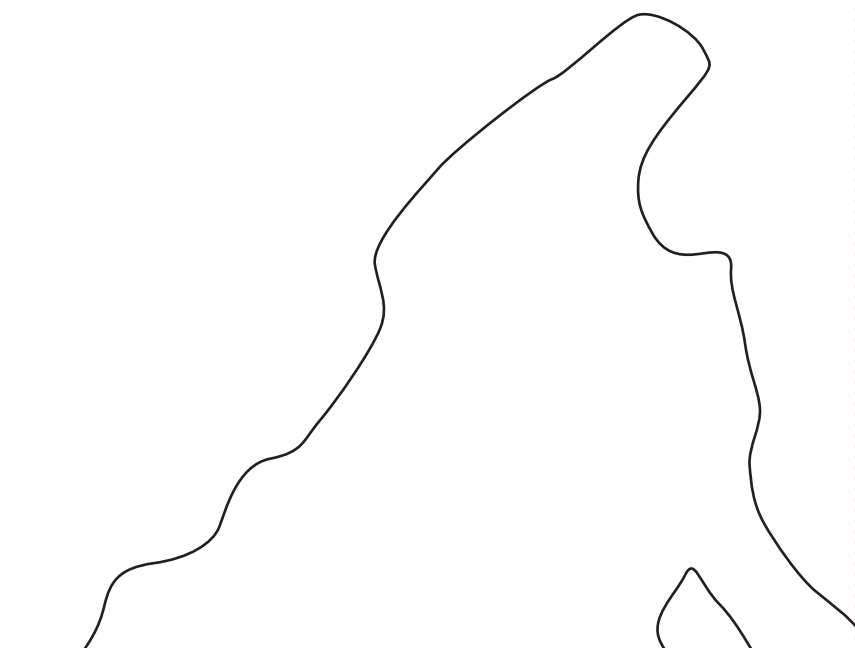
Print your chosen design/templates from the *Homespun* website. Before printing, check the Print dialog box – it is important that in the field next to the words “Page Scaling” you have selected “None” to ensure your design/templates print out at 100%.

WORLD PIECES

1



Join to WORLD PIECES 2



Join to WORLD PIECES 8

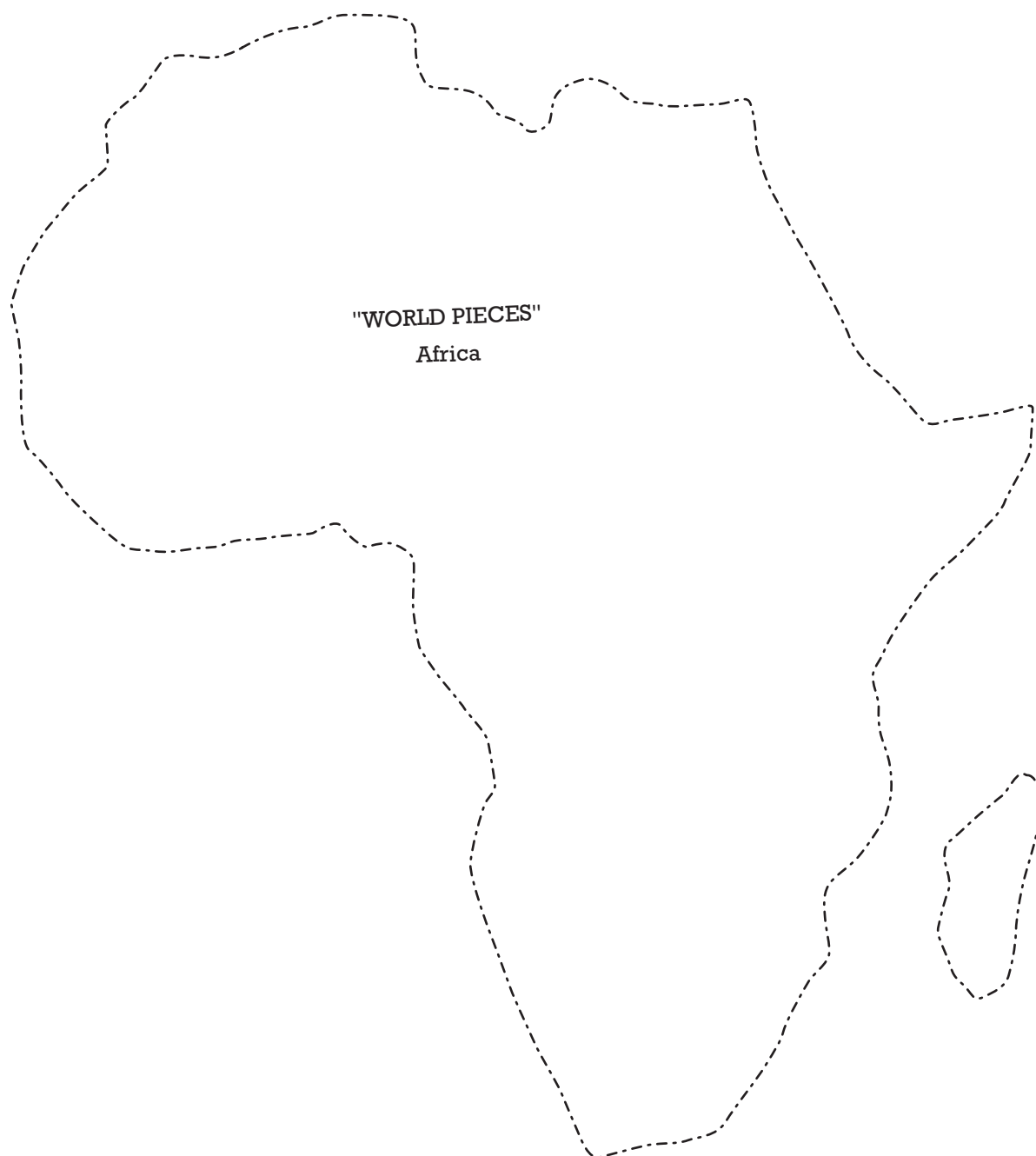
Print your chosen design/templates from the *Homespun* website. Before printing, check the Print dialog box – it is important that in the field next to the words “Page Scaling” you have selected “None” to ensure your design/templates print out at 100%.

Join to WORLD PIECES 1

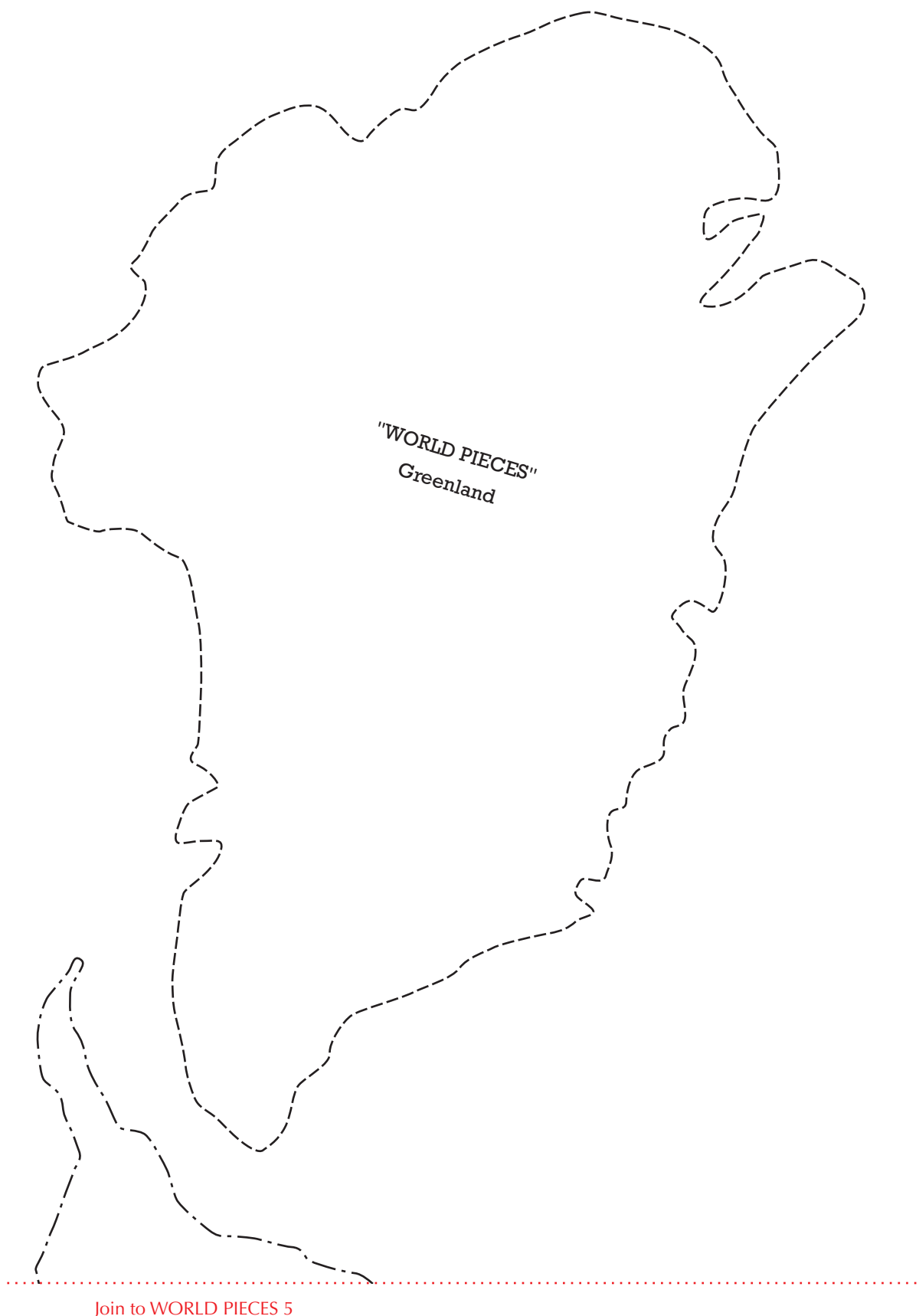
"WORLD PIECES"
North America

Join to WORLD PIECES 7

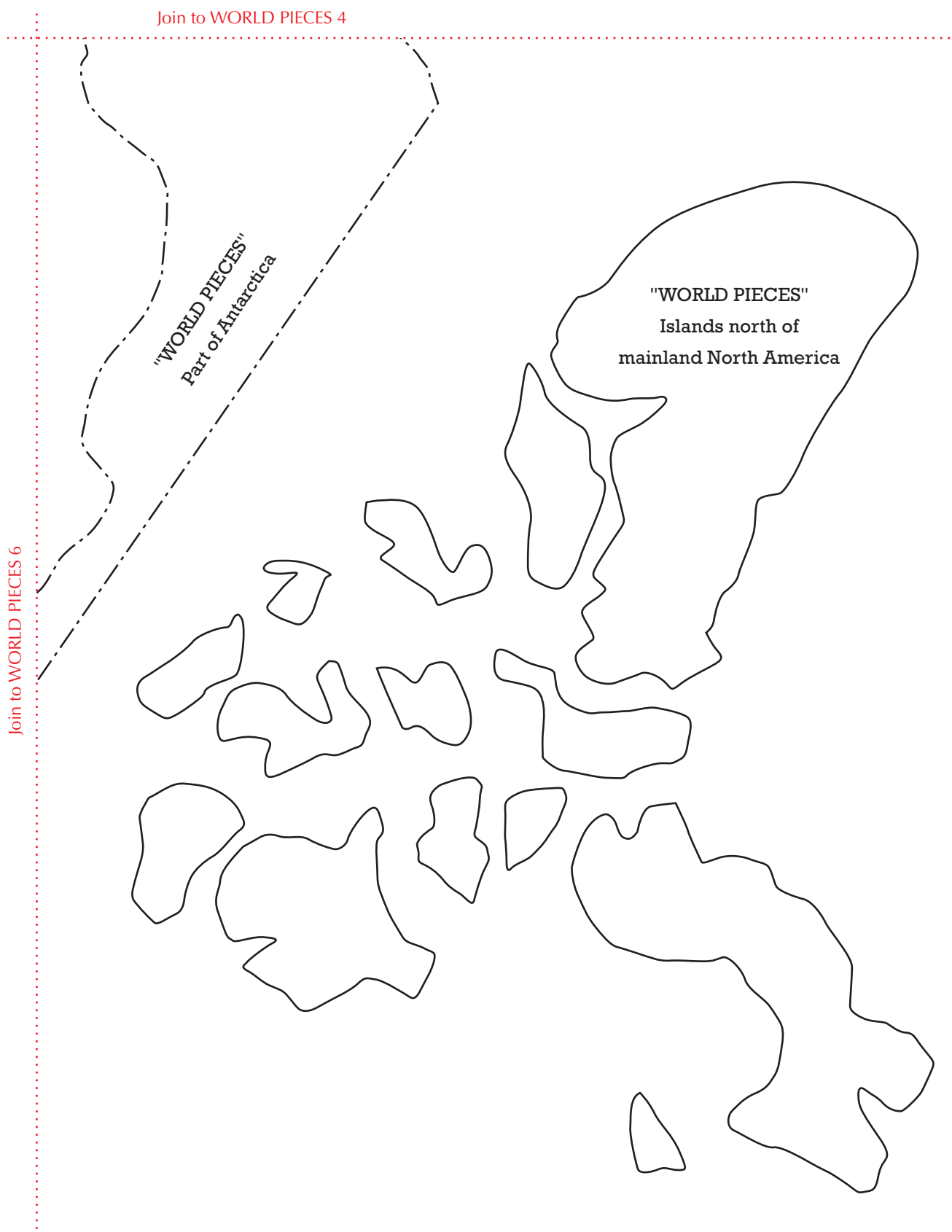
Print your chosen design/templates from the *Homespun* website. Before printing, check the Print dialog box – it is important that in the field next to the words “Page Scaling” you have selected “None” to ensure your design/templates print out at 100%.



Print your chosen design/templates from the *Homespun* website. Before printing, check the Print dialog box – it is important that in the field next to the words “Page Scaling” you have selected “None” to ensure your design/templates print out at 100%.




Print your chosen design/templates from the *Homespun* website. Before printing, check the Print dialog box – it is important that in the field next to the words “Page Scaling” you have selected “None” to ensure your design/templates print out at 100%.



Print your chosen design/templates from the *Homespun* website. Before printing, check the Print dialog box – it is important that in the field next to the words “Page Scaling” you have selected “None” to ensure your design/templates print out at 100%.

Join to WORLD PIECES 7



Join to WORLD PIECES 5

Print your chosen design/templates from the *Homespun* website. Before printing, check the Print dialog box – it is important that in the field next to the words “Page Scaling” you have selected “None” to ensure your design/templates print out at 100%.

Join to WORLD PIECES 2

7

Join to WORLD PIECES 8

Join to WORLD PIECES 6

"WORLD PIECES"
Part of Antarctica

Print your chosen design/templates from the *Homespun* website. Before printing, check the Print dialog box – it is important that in the field next to the words “Page Scaling” you have selected “None” to ensure your design/templates print out at 100%.

Join to WORLD PIECES 1

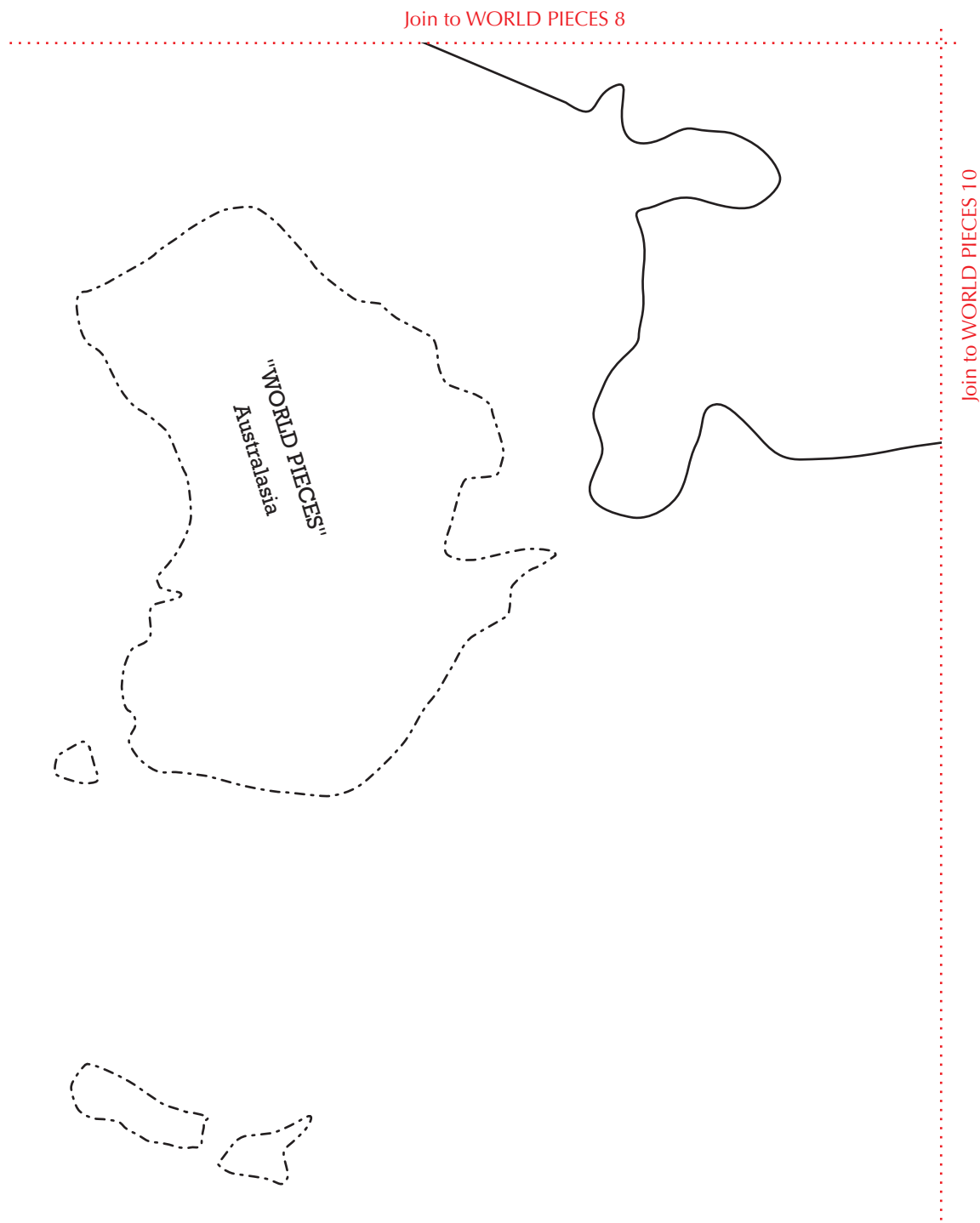
WORLD PIECES

8

"WORLD PIECES"
Asia

Join to WORLD PIECES 7

Print your chosen design/templates from the *Homespun* website. Before printing, check the Print dialog box – it is important that in the field next to the words “Page Scaling” you have selected “None” to ensure your design/templates print out at 100%.



Print your chosen design/templates from the *Homespun* website. Before printing, check the Print dialog box – it is important that in the field next to the words “Page Scaling” you have selected “None” to ensure your design/templates print out at 100%.

Join to WORLD PIECES 7

Join to WORLD PIECES 9

"WORLD PIECES"
South America

Join to WORLD PIECES 11

Print your chosen design/templates from the *Homespun* website. Before printing, check the Print dialog box – it is important that in the field next to the words “Page Scaling” you have selected “None” to ensure your design/templates print out at 100%.

Join to WORLD PIECES 10



Join to WORLD PIECES 12

Print your chosen design/templates from the *Homespun* website. Before printing, check the Print dialog box – it is important that in the field next to the words “Page Scaling” you have selected “None” to ensure your design/templates print out at 100%.

Join to WORLD PIECES 11

