


Print your chosen design/templates from the *Homespun* website. Before printing, check the Print dialog box – it is important that in the field next to the words “Page Scaling” you have selected “None” to ensure your design/templates print out at 100%.

"GONE FISHIN"
Stitching and
appliqué design

Join to GONE FISHIN 2

Join to GONE FISHIN 4

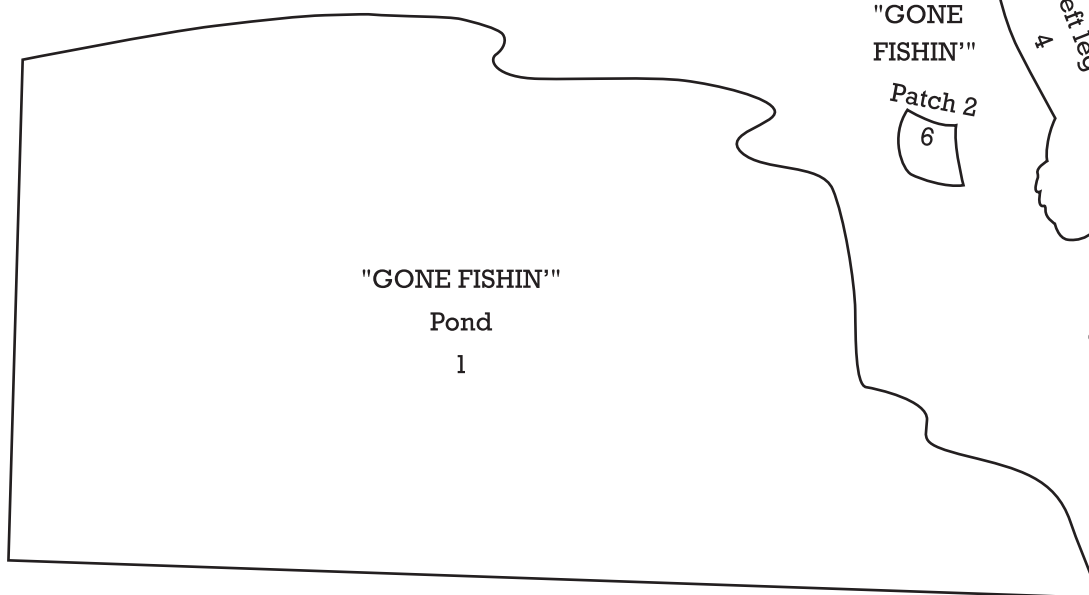
Print your chosen design/templates from the *Homespun* website. Before printing, check the Print dialog box – it is important that in the field next to the words “Page Scaling” you have selected “None” to ensure your design/templates print out at 100%.



Print your chosen design/templates from the *Homespun* website. Before printing, check the Print dialog box – it is important that in the field next to the words “Page Scaling” you have selected “None” to ensure your design/templates print out at 100%.

Join to GONE FISHIN 2

Join to GONE FISHIN 4

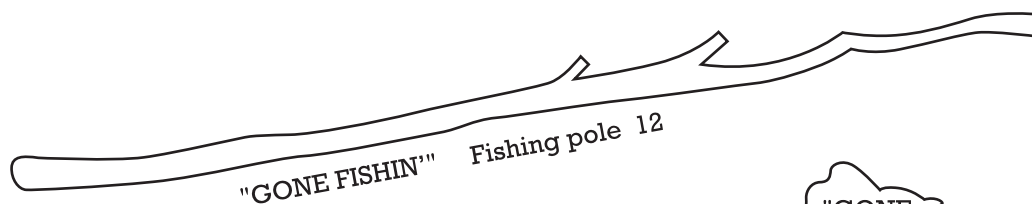
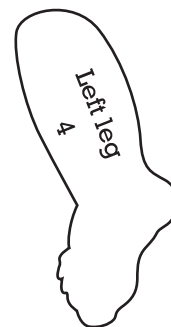


Patch 1

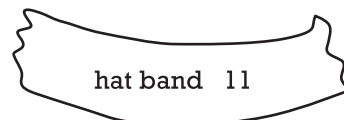



"GONE FISHIN"

Patch 2




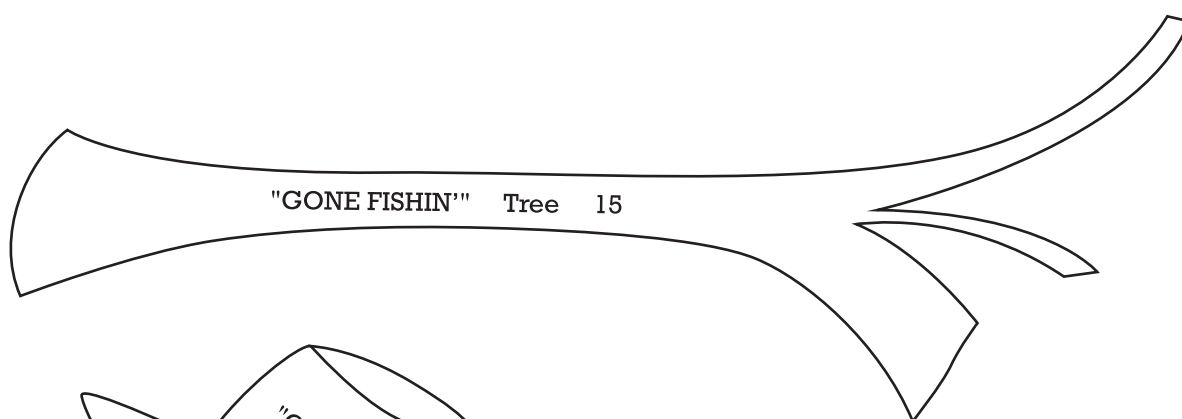

*Shapes have been printed in reverse
for tracing onto fusible web*



"GONE FISHIN"



Print your chosen design/templates from the *Homespun* website. Before printing, check the Print dialog box – it is important that in the field next to the words “Page Scaling” you have selected “None” to ensure your design/templates print out at 100%.



*Shapes have been printed in reverse
for tracing onto fusible web*

