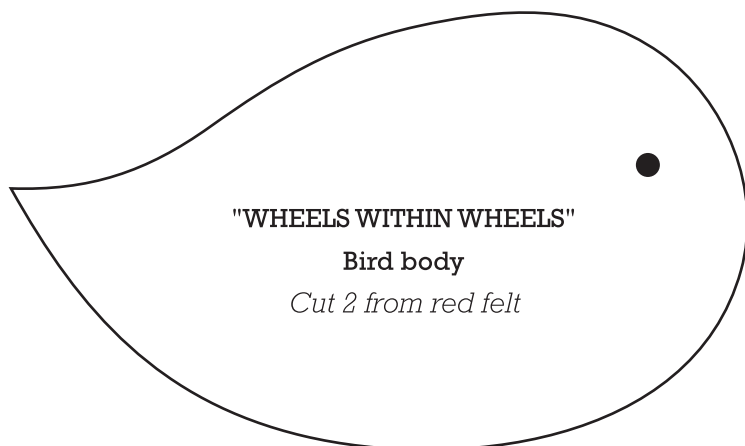



Print your chosen design/templates from the *Homespun* website. Before printing, check the Print dialog box – it is important that in the field next to the words “Page Scaling” you have selected “None” to ensure your design/templates print out at 100%.



"WHEELS WITHIN WHEELS"

Bird body

Cut 2 from red felt



"WHEELS WITHIN WHEELS"

Wing

Cut 4 from pink felt



"WHEELS WITHIN WHEELS"

Bird beak

Cut 1 from black felt



"WHEELS WITHIN WHEELS"

Tail feather B

Cut 4 from pink felt



"WHEELS WITHIN WHEELS"

Tail feather A

Cut 2 from red felt



Join to WHEELS WITHIN WHEELS 2

Join to WHEELS WITHIN WHEELS 4

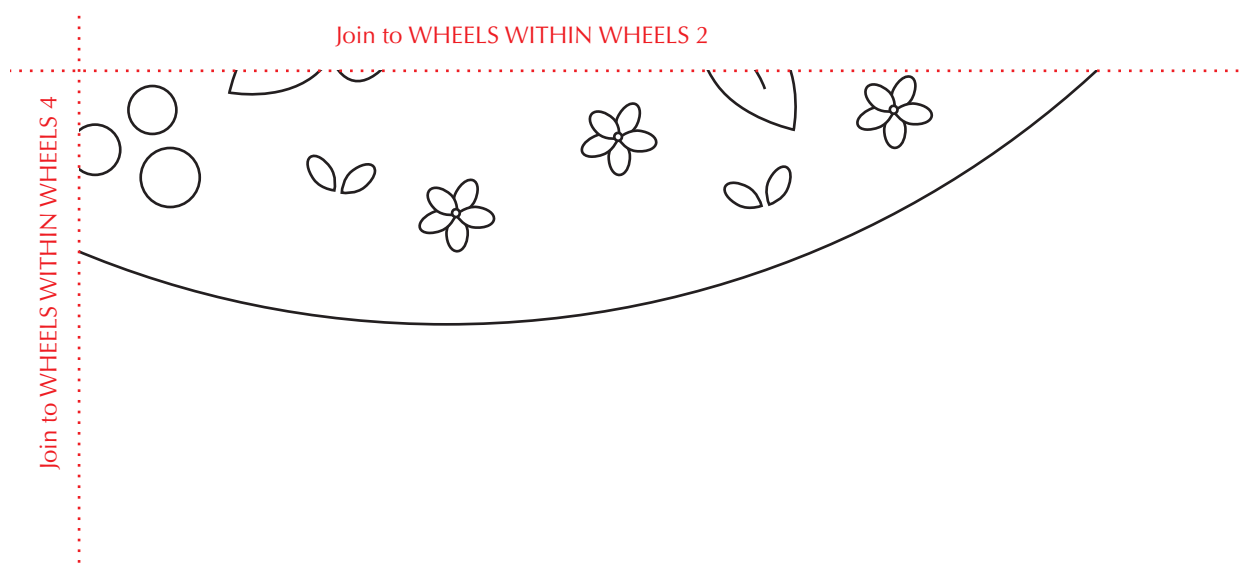
Print your chosen design/templates from the *Homespun* website. Before printing, check the Print dialog box – it is important that in the field next to the words “Page Scaling” you have selected “None” to ensure your design/templates print out at 100%.

Join to WHEELS WITHIN WHEELS 1

"WHEELS WITHIN WHEELS"
Embroidery design

Join to WHEELS WITHIN WHEELS 3

Print your chosen design/templates from the *Homespun* website. Before printing, check the Print dialog box – it is important that in the field next to the words “Page Scaling” you have selected “None” to ensure your design/templates print out at 100%.



Print your chosen design/templates from the *Homespun* website. Before printing, check the Print dialog box – it is important that in the field next to the words “Page Scaling” you have selected “None” to ensure your design/templates print out at 100%.

