


Print your chosen design/templates from the *Homespun* website. Before printing, check the Print dialog box – it is important that in the field next to the words “Page Scaling” you have selected “None” to ensure your design/templates print out at 100%.



Join to MY BUTTERFLY PATCH 2


Join to MY BUTTERFLY PATCH 6

Print your chosen design/templates from the *Homespun* website. Before printing, check the Print dialog box – it is important that in the field next to the words “Page Scaling” you have selected “None” to ensure your design/templates print out at 100%.

Join to MY BUTTERFLY PATCH 1


Join to MY BUTTERFLY PATCH 3

Join to MY BUTTERFLY PATCH 5




Print your chosen design/templates from the *Homespun* website. Before printing, check the Print dialog box – it is important that in the field next to the words “Page Scaling” you have selected “None” to ensure your design/templates print out at 100%.

Join to MY BUTTERFLY PATCH 2



Join to MY BUTTERFLY PATCH 4


Print your chosen design/templates from the *Homespun* website. Before printing, check the Print dialog box – it is important that in the field next to the words “Page Scaling” you have selected “None” to ensure your design/templates print out at 100%.



Print your chosen design/templates from the *Homespun* website. Before printing, check the Print dialog box – it is important that in the field next to the words “Page Scaling” you have selected “None” to ensure your design/templates print out at 100%.

Join to MY BUTTERFLY PATCH 2


Join to MY BUTTERFLY PATCH 6



Join to MY BUTTERFLY PATCH 4

Print your chosen design/templates from the *Homespun* website. Before printing, check the Print dialog box – it is important that in the field next to the words “Page Scaling” you have selected “None” to ensure your design/templates print out at 100%.

Join to MY BUTTERFLY PATCH 1



Join to MY BUTTERFLY PATCH 5