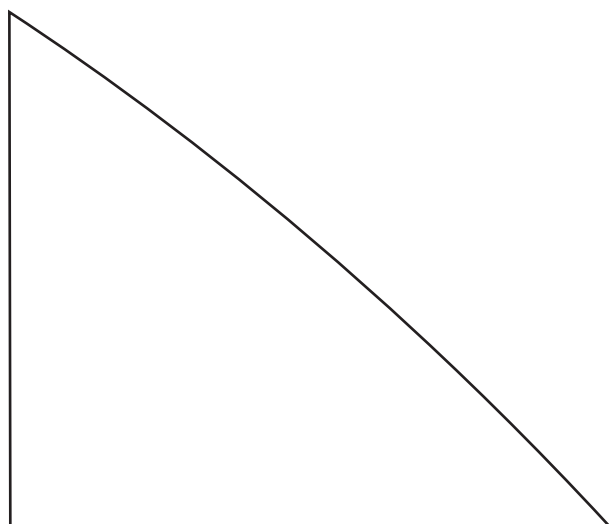



Print your chosen design/templates from the *Homespun* website. Before printing, check the Print dialog box – it is important that in the field next to the words “Page Scaling” you have selected “None” to ensure your design/templates print out at 100%.



Join to **QUILTERS' HOLIDAY 2**

Join to **QUILTERS' HOLIDAY 10**

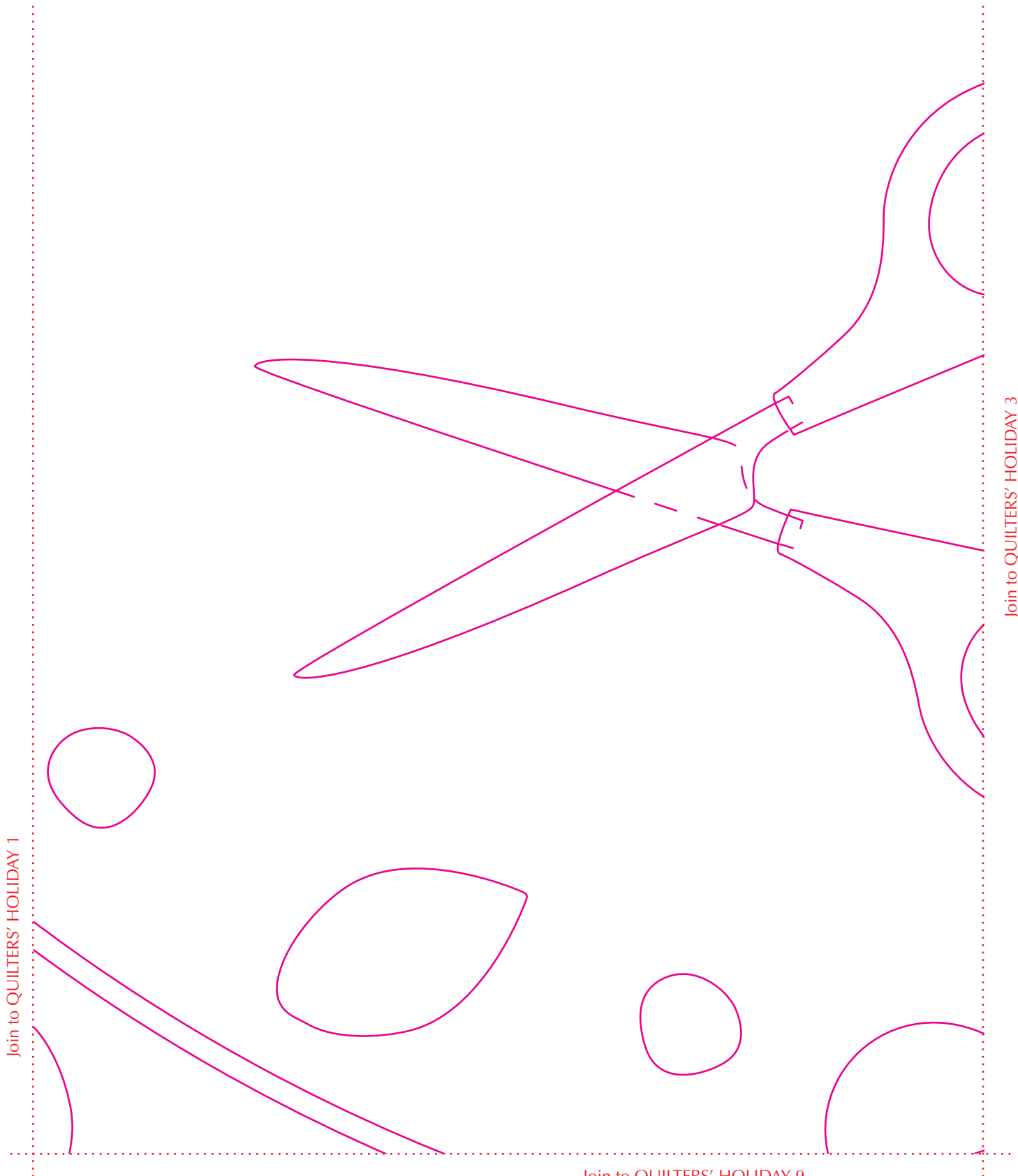
Print your chosen design/templates from the *Homespun* website. Before printing, check the Print dialog box – it is important that in the field next to the words “Page Scaling” you have selected “None” to ensure your design/templates print out at 100%.

your heart in your hands
Homespun

Copyright Universal Magazines
Homespun Vol.21 No.1 Issue 194

QUILTERS' HOLIDAY

2



Join to QUILTERS' HOLIDAY 1

Join to QUILTERS' HOLIDAY 3

Join to QUILTERS' HOLIDAY 9

Print your chosen design/templates from the *Homespun* website. Before printing, check the Print dialog box – it is important that in the field next to the words “Page Scaling” you have selected “None” to ensure your design/templates print out at 100%.

'QUILTERS' HOLIDAY'

Top border – applique motifs and embroidery design a
Shape has been printed in reverse for use
WITH freezer-paper applique. Seam allowances are
not included.

Join to QUILTERS' HOLIDAY 2

Join to QUILTERS' HOLIDAY 4

Join to QUILTERS' HOLIDAY 8

Print your chosen design/templates from the *Homespun* website. Before printing, check the Print dialog box – it is important that in the field next to the words “Page Scaling” you have selected “None” to ensure your design/templates print out at 100%.

Join to QUILTERS' HOLIDAY 3



Join to Top border – applique motifs and embroidery design b

Join to QUILTERS' HOLIDAY 5

Join to QUILTERS' HOLIDAY 7

Print your chosen design/templates from the *Homespun* website. Before printing, check the Print dialog box – it is important that in the field next to the words “Page Scaling” you have selected “None” to ensure your design/templates print out at 100%.

your heart in your hands
Homespun

Copyright Universal Magazines
Homespun Vol.21 No.1 Issue 194

QUILTERS' HOLIDAY

5

Join to **QUILTERS' HOLIDAY 4**

Join to **QUILTERS' HOLIDAY 7**

Print your chosen design/templates from the *Homespun* website. Before printing, check the Print dialog box – it is important that in the field next to the words “Page Scaling” you have selected “None” to ensure your design/templates print out at 100%.

Join to **QUILTERS' HOLIDAY 5**

6

'QUILTERS' HOLIDAY'
Panel 1 – Ground shape #1a
Use Fabric K

*Shape has been printed in reverse for use
with freezer-paper applique. Seam allowances
are not included.*

Join to **QUILTERS' HOLIDAY 7**



Join to **Top border** – applique motifs and embroidery design c

Print your chosen design/templates from the *Homespun* website. Before printing, check the Print dialog box – it is important that in the field next to the words “Page Scaling” you have selected “None” to ensure your design/templates print out at 100%.

Join to **QUILTERS' HOLIDAY 4**

7


Join to **QUILTERS' HOLIDAY 8**

Join to **QUILTERS' HOLIDAY 6**

Handwritten style text: H O L

Print your chosen design/templates from the *Homespun* website. Before printing, check the Print dialog box – it is important that in the field next to the words “Page Scaling” you have selected “None” to ensure your design/templates print out at 100%.

Join to QUILTERS' HOLIDAY 3



Join to Panel 1 – Ground shape #1b

Broken line indicates seam


between two fabrics

Join to QUILTERS' HOLIDAY 9

'QUILTERS' HOLIDAY'

Panel Top border – applique motifs and embroidery design b

Shape has been printed in reverse for use with freezer-paper applique. Seam allowances are not included.



Join to QUILTERS' HOLIDAY 7

Print your chosen design/templates from the *Homespun* website. Before printing, check the Print dialog box – it is important that in the field next to the words “Page Scaling” you have selected “None” to ensure your design/templates print out at 100%.

Join to **QUILTERS' HOLIDAY 2**

Join to **QUILTERS' HOLIDAY 10**

Join to **Top border – applique motifs and embroidery design a**

Join to **QUILTERS' HOLIDAY 8**

quilt

Print your chosen design/templates from the *Homespun* website. Before printing, check the Print dialog box – it is important that in the field next to the words “Page Scaling” you have selected “None” to ensure your design/templates print out at 100%.

Join to QUILTERS' HOLIDAY 1

QUILTERS' HOLIDAY

10

Join to QUILTERS' HOLIDAY 9

'QUILTERS' HOLIDAY'
Panel 1 – Ground shape #3
Use Fabric H
*Shape has been printed in reverse for use
with freezer-paper applique. Seam allowances are
not included.*