


Print your chosen design/templates from the *Homespun* website. Before printing, check the Print dialog box – it is important that in the field next to the words “Page Scaling” you have selected “None” to ensure your design/templates print out at 100%.



Join to QUILTERS' HOLIDAY 2

Print your chosen design/templates from the *Homespun* website. Before printing, check the Print dialog box – it is important that in the field next to the words “Page Scaling” you have selected “None” to ensure your design/templates print out at 100%.

“QUILTER’S HOLIDAY”
PANEL 3 – Ground shape #1b
Use Fabric OO
Shape has been printed in reverse for use with
freezer-paper applique. Seam allowances are
not included.

Join to QUILTERS’ HOLIDAY 1

Join to QUILTERS’ HOLIDAY 3

Print your chosen design/templates from the *Homespun* website. Before printing, check the Print dialog box – it is important that in the field next to the words “Page Scaling” you have selected “None” to ensure your design/templates print out at 100%.

Join to QUILTERS' HOLIDAY 2

Broken line indicates seam between two fabrics

*Shape has been printed in reverse for use with
freezer-paper applique. Seam allowances are
not included.*

PANEL 3 – Ground shape #1a
Use Fabric H

Join to QUILTERS' HOLIDAY 4

“QUILTER’S HOLIDAY”
PANEL 3 – Ground shape #1a
Use Fabric H
*Shape has been printed in reverse for use with
freezer-paper applique. Seam allowances are
not included.*

Print your chosen design/templates from the *Homespun* website. Before printing, check the Print dialog box – it is important that in the field next to the words “Page Scaling” you have selected “None” to ensure your design/templates print out at 100%.

4

Join to QUILTERS' HOLIDAY 3

Join to Panel 3 – Ground shape #1a

Join to Panel 3 – Ground shape #1a

Print your chosen design/templates from the *Homespun* website. Before printing, check the Print dialog box – it is important that in the field next to the words “Page Scaling” you have selected “None” to ensure your design/templates print out at 100%.

Join to PANEL 3 – Ground shape #2b

“QUILTER'S HOLIDAY”
PANEL 3 – Ground shape #2b
Use Fabric C

Shape has been printed in reverse for use with
freezer-paper applique. Seam allowances are
not included.

Join to QUILTERS' HOLIDAY 6


Print your chosen design/templates from the *Homespun* website. Before printing, check the Print dialog box – it is important that in the field next to the words “Page Scaling” you have selected “None” to ensure your design/templates print out at 100%.

Join to QUILTERS' HOLIDAY 5

Broken line indicates seam between two fabrics

“QUILTER’S HOLIDAY”
PANEL 3 – Ground shape #2a
Use Fabric M
Shape has been printed in reverse for use with
freezer-paper applique. Seam allowances are
not included.

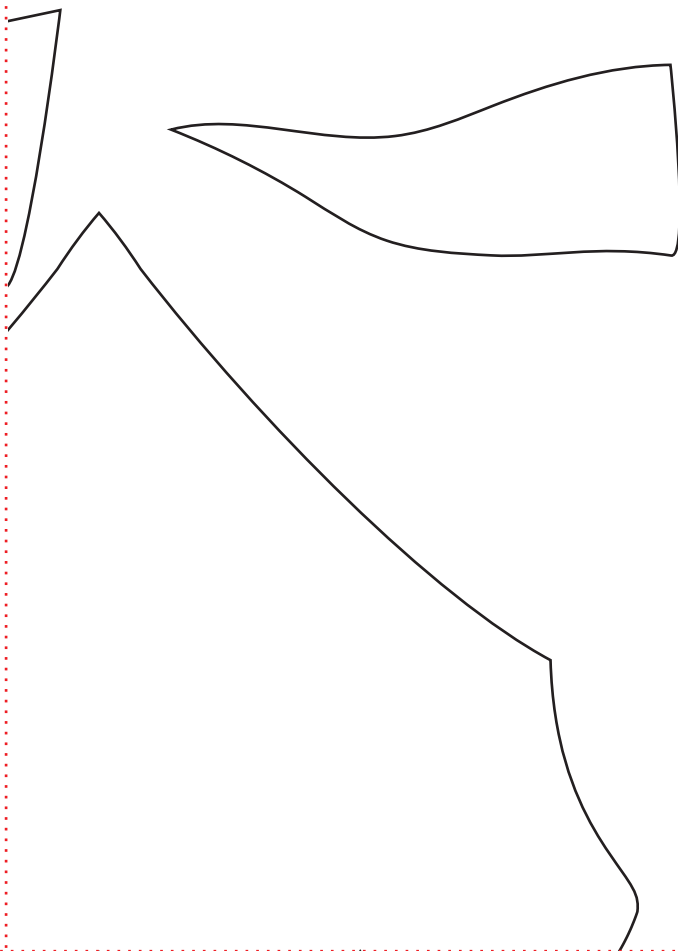
Print your chosen design/templates from the *Homespun* website. Before printing, check the Print dialog box – it is important that in the field next to the words “Page Scaling” you have selected “None” to ensure your design/templates print out at 100%.



Join to QUILTERS' HOLIDAY 14

Print your chosen design/templates from the *Homespun* website. Before printing, check the Print dialog box – it is important that in the field next to the words “Page Scaling” you have selected “None” to ensure your design/templates print out at 100%.

Join to QUILTERS' HOLIDAY 9



Join to Panel 3 – appliqué motifs b

Join to QUILTERS' HOLIDAY 13

Print your chosen design/templates from the *Homespun* website. Before printing, check the Print dialog box – it is important that in the field next to the words “Page Scaling” you have selected “None” to ensure your design/templates print out at 100%.


“QUILTER'S HOLIDAY”
PANEL 3 – appliqué motifs a
*Shape has been printed in reverse for use with
freezer-paper applique. Seam allowances are
not included.*

Join to QUILTERS' HOLIDAY 10

Join to QUILTERS' HOLIDAY 8

Join to QUILTERS' HOLIDAY 12


Print your chosen design/templates from the *Homespun* website. Before printing, check the Print dialog box – it is important that in the field next to the words “Page Scaling” you have selected “None” to ensure your design/templates print out at 100%.



Join to QUILTERS' HOLIDAY 9

Join to QUILTERS' HOLIDAY 11


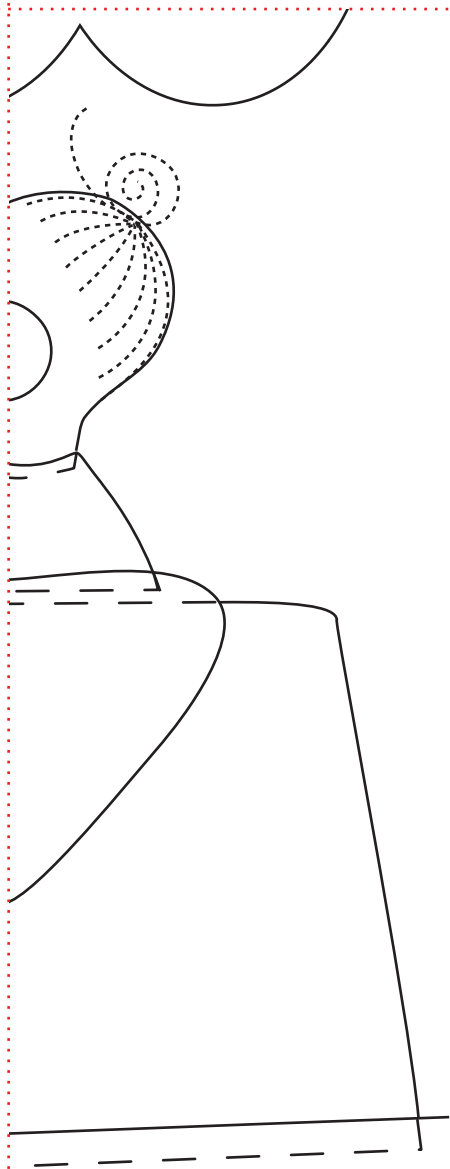
Print your chosen design/templates from the *Homespun* website. Before printing, check the Print dialog box – it is important that in the field next to the words “Page Scaling” you have selected “None” to ensure your design/templates print out at 100%.



Print your chosen design/templates from the *Homespun* website. Before printing, check the Print dialog box – it is important that in the field next to the words “Page Scaling” you have selected “None” to ensure your design/templates print out at 100%.

Join to QUILTERS' HOLIDAY 9

Join to QUILTERS' HOLIDAY 11




Join to QUILTERS' HOLIDAY 13

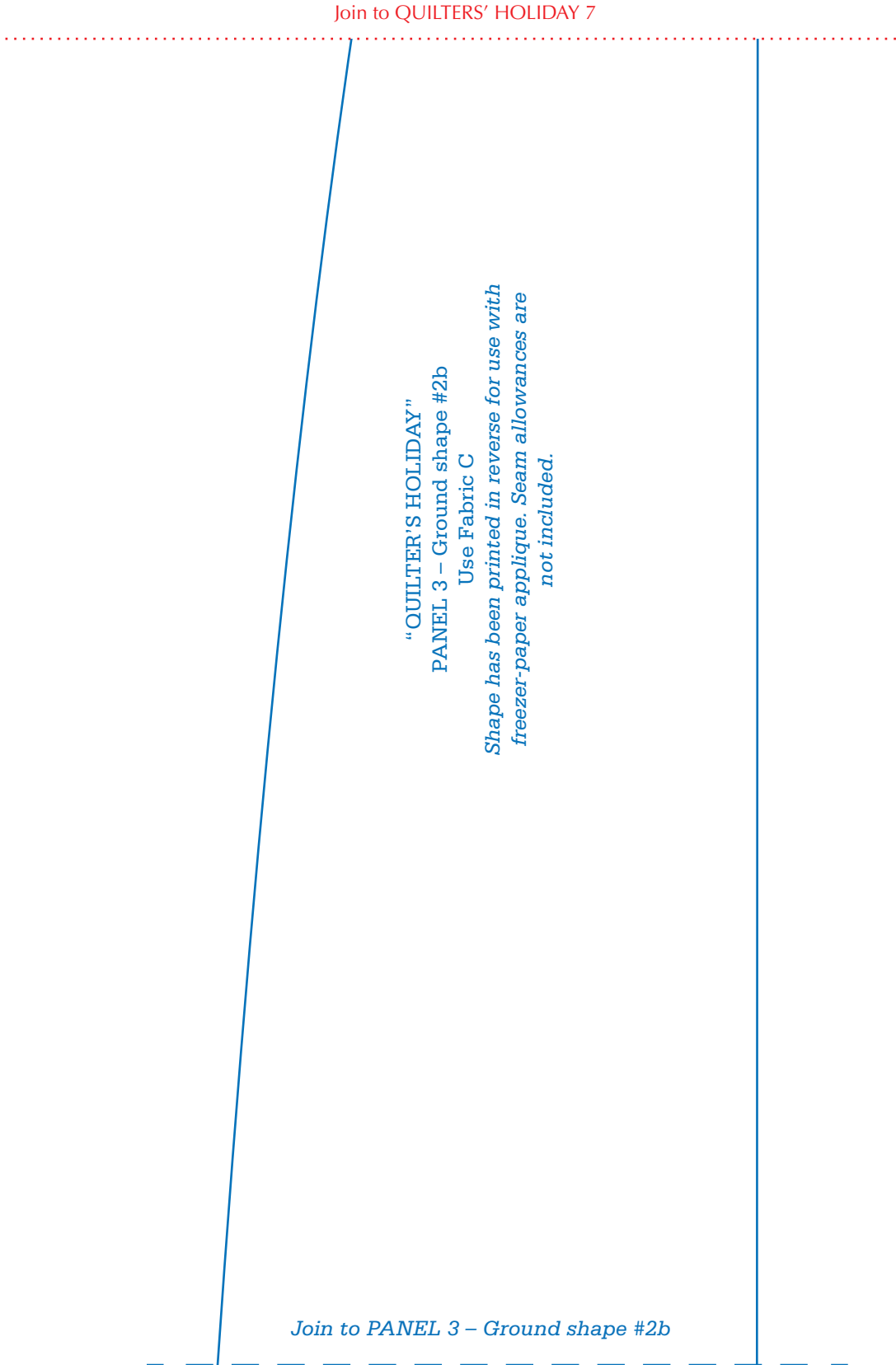
Print your chosen design/templates from the *Homespun* website. Before printing, check the Print dialog box – it is important that in the field next to the words “Page Scaling” you have selected “None” to ensure your design/templates print out at 100%.

Join to QUILTERS' HOLIDAY 8

Join to QUILTERS' HOLIDAY 12




Print your chosen design/templates from the *Homespun* website. Before printing, check the Print dialog box – it is important that in the field next to the words “Page Scaling” you have selected “None” to ensure your design/templates print out at 100%.




Print your chosen design/templates from the *Homespun* website. Before printing, check the Print dialog box – it is important that in the field next to the words “Page Scaling” you have selected “None” to ensure your design/templates print out at 100%.

Join to QUILTERS' HOLIDAY 6



Print your chosen design/templates from the *Homespun* website. Before printing, check the Print dialog box – it is important that in the field next to the words “Page Scaling” you have selected “None” to ensure your design/templates print out at 100%.

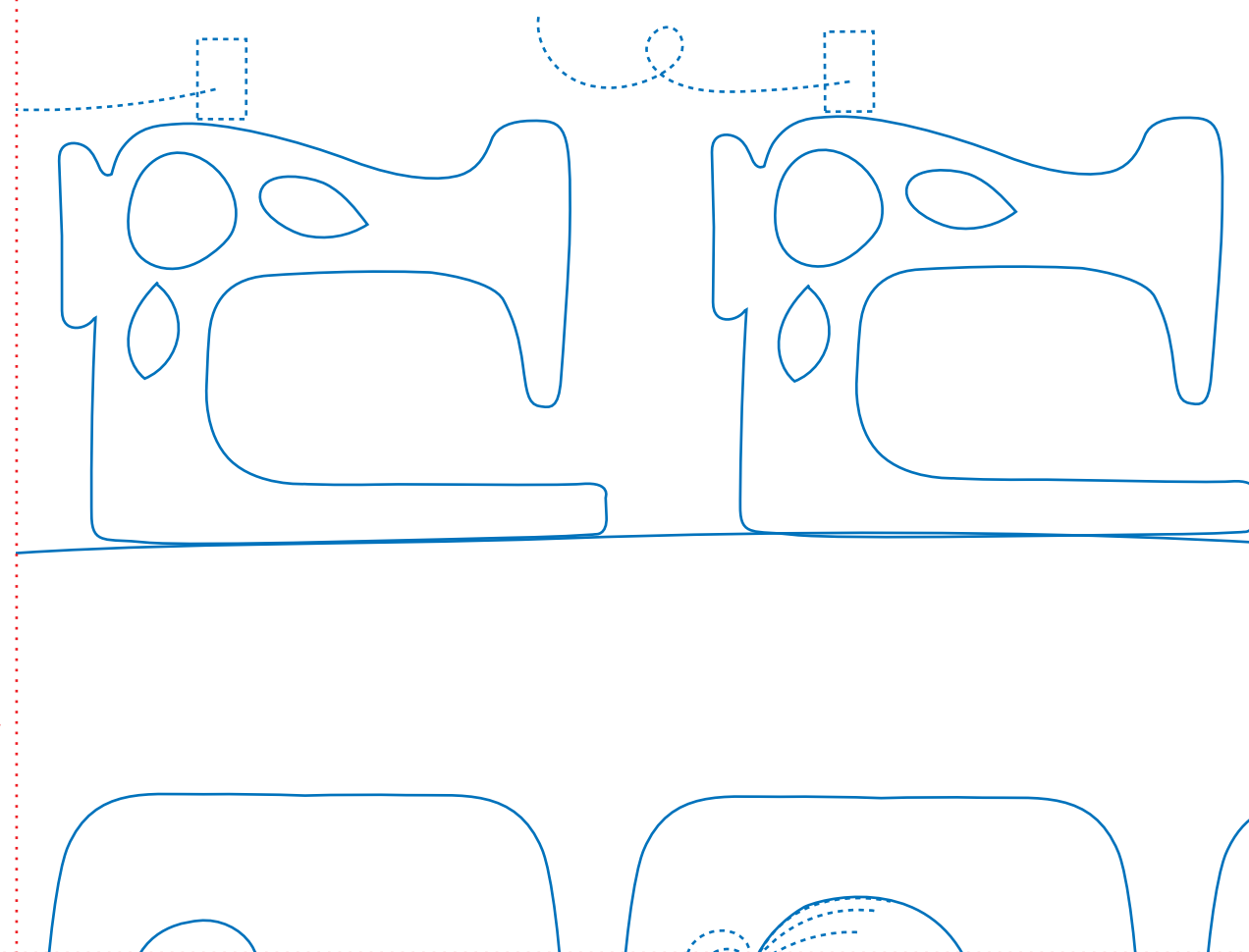


Print your chosen design/templates from the *Homespun* website. Before printing, check the Print dialog box – it is important that in the field next to the words “Page Scaling” you have selected “None” to ensure your design/templates print out at 100%.

Join to QUILTERS' HOLIDAY 18


Join to QUILTERS' HOLIDAY 16

Join to QUILTERS' HOLIDAY 22




Print your chosen design/templates from the *Homespun* website. Before printing, check the Print dialog box – it is important that in the field next to the words “Page Scaling” you have selected “None” to ensure your design/templates print out at 100%.

Join to QUILTERS' HOLIDAY 19




Join to QUILTERS' HOLIDAY 21

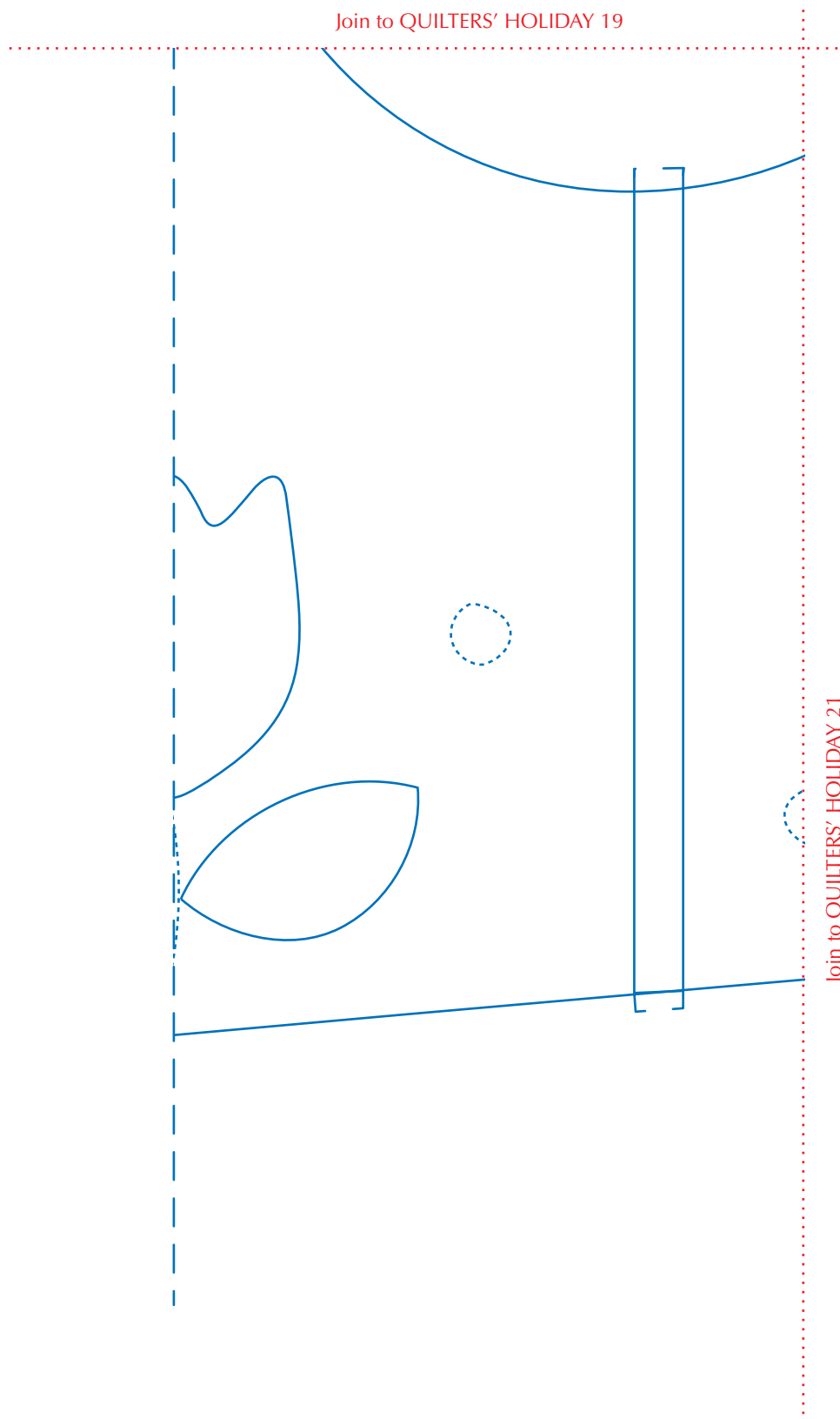


Join to QUILTERS' HOLIDAY 17

Print your chosen design/templates from the *Homespun* website. Before printing, check the Print dialog box – it is important that in the field next to the words “Page Scaling” you have selected “None” to ensure your design/templates print out at 100%.



Print your chosen design/templates from the *Homespun* website. Before printing, check the Print dialog box – it is important that in the field next to the words “Page Scaling” you have selected “None” to ensure your design/templates print out at 100%.




Print your chosen design/templates from the *Homespun* website. Before printing, check the Print dialog box – it is important that in the field next to the words “Page Scaling” you have selected “None” to ensure your design/templates print out at 100%.

Join to QUILTERS' HOLIDAY 18

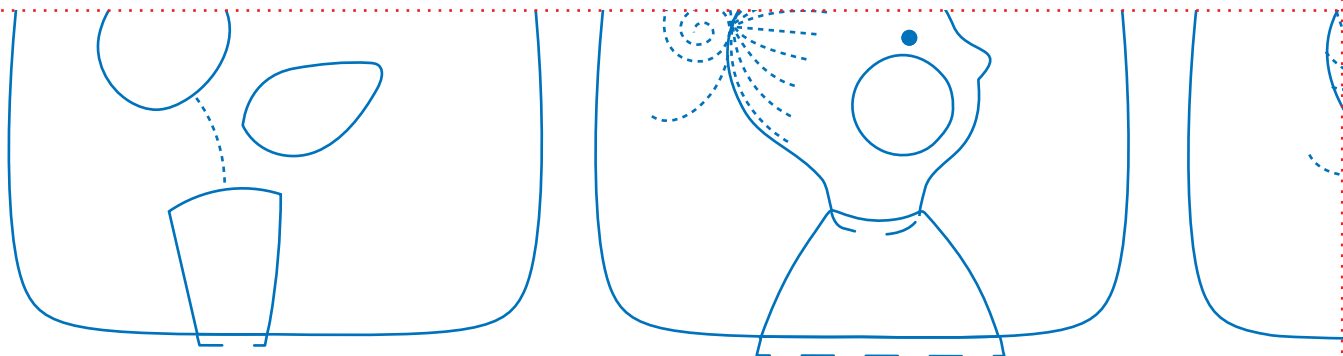
Join to QUILTERS' HOLIDAY 20

Join to QUILTERS' HOLIDAY 22



Print your chosen design/templates from the *Homespun* website. Before printing, check the Print dialog box – it is important that in the field next to the words “Page Scaling” you have selected “None” to ensure your design/templates print out at 100%.

Join to QUILTERS' HOLIDAY 17




“QUILTER'S HOLIDAY”
PANEL 3 – appliqué motifs c
*Shape has been printed in reverse for use with
freezer-paper applique. Seam allowances are
not included.*

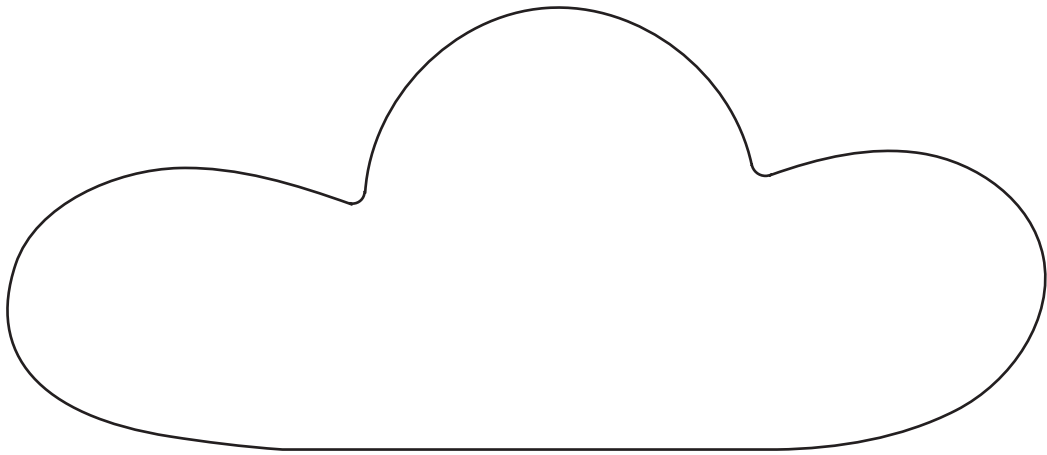
Join to QUILTERS' HOLIDAY 21

Join to QUILTERS' HOLIDAY 23

Print your chosen design/templates from the *Homespun* website. Before printing, check the Print dialog box – it is important that in the field next to the words “Page Scaling” you have selected “None” to ensure your design/templates print out at 100%.



Print your chosen design/templates from the *Homespun* website. Before printing, check the Print dialog box – it is important that in the field next to the words “Page Scaling” you have selected “None” to ensure your design/templates print out at 100%.




Join to QUILTERS' HOLIDAY 25

Panel 3 – appliqué motifs c


Join to QUILTERS' HOLIDAY 31

Print your chosen design/templates from the *Homespun* website. Before printing, check the Print dialog box – it is important that in the field next to the words “Page Scaling” you have selected “None” to ensure your design/templates print out at 100%.



Print your chosen design/templates from the *Homespun* website. Before printing, check the Print dialog box – it is important that in the field next to the words “Page Scaling” you have selected “None” to ensure your design/templates print out at 100%.

Join to QUILTERS' HOLIDAY 27

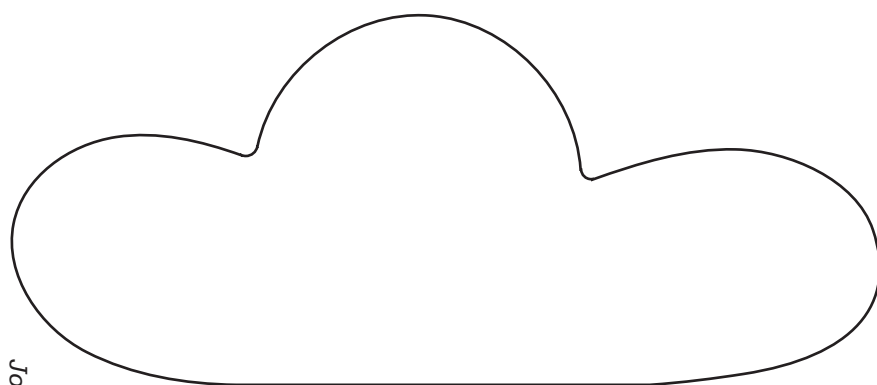


Join to QUILTERS' HOLIDAY 25



Join to QUILTERS' HOLIDAY 29

Print your chosen design/templates from the *Homespun* website. Before printing, check the Print dialog box – it is important that in the field next to the words “Page Scaling” you have selected “None” to ensure your design/templates print out at 100%.



Join to Panel 3 –

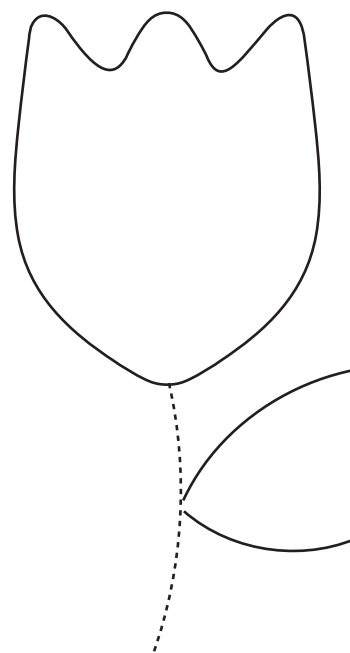
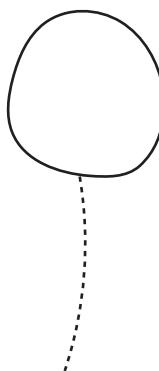
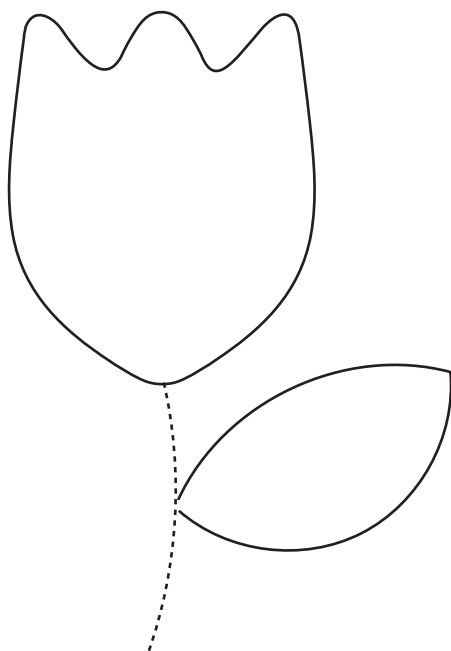
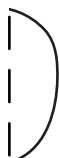
Join to QUILTERS' HOLIDAY 28

Join to QUILTERS' HOLIDAY 26

Print your chosen design/templates from the *Homespun* website. Before printing, check the Print dialog box – it is important that in the field next to the words “Page Scaling” you have selected “None” to ensure your design/templates print out at 100%.

Join to QUILTERS' HOLIDAY 27

appliqué motifs a

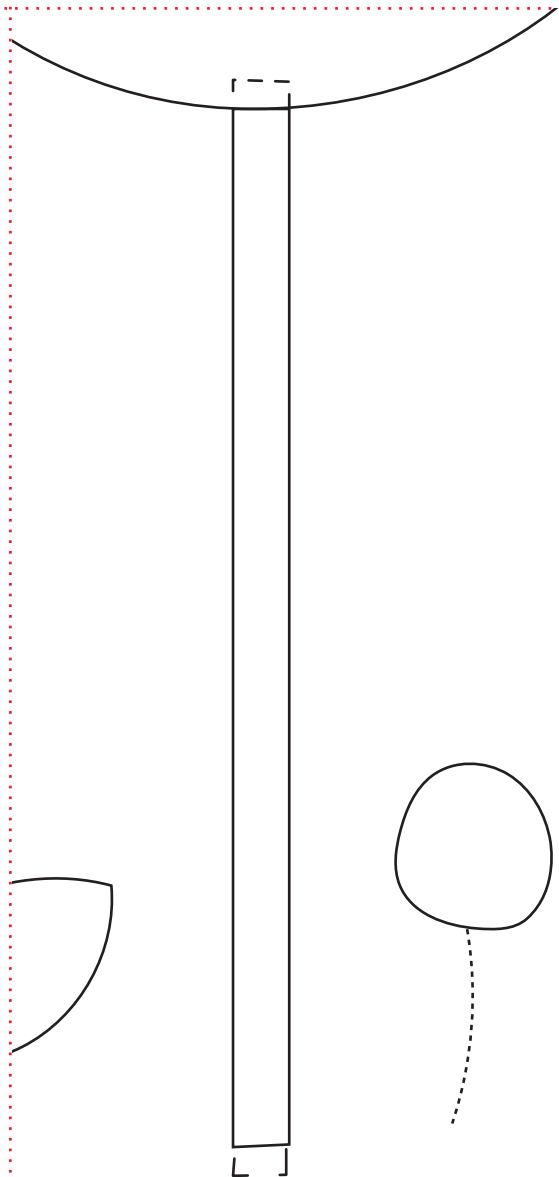


Join to QUILTERS' HOLIDAY 29

Print your chosen design/templates from the *Homespun* website. Before printing, check the Print dialog box – it is important that in the field next to the words “Page Scaling” you have selected “None” to ensure your design/templates print out at 100%.

Join to QUILTERS' HOLIDAY 26


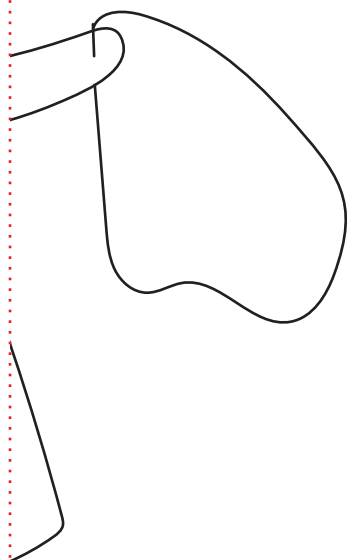
Join to QUILTERS' HOLIDAY 28



Join to QUILTERS' HOLIDAY 30

Print your chosen design/templates from the *Homespun* website. Before printing, check the Print dialog box – it is important that in the field next to the words “Page Scaling” you have selected “None” to ensure your design/templates print out at 100%.

Join to QUILTERS' HOLIDAY 25



Join to QUILTERS' HOLIDAY 29

Join to QUILTERS' HOLIDAY 31

Print your chosen design/templates from the *Homespun* website. Before printing, check the Print dialog box – it is important that in the field next to the words “Page Scaling” you have selected “None” to ensure your design/templates print out at 100%.

Join to QUILTERS' HOLIDAY 24

Join to QUILTERS' HOLIDAY 30

Join to P

