


Print your chosen design/templates from the *Homespun* website. Before printing, check the Print dialog box – it is important that in the field next to the words “Page Scaling” you have selected “None” to ensure your design/templates print out at 100%.



**“QUILTERS' HOLIDAY”**  
Bottom border – applique motifs and  
stitchery design  
Shapes have been printed in reverse for  
use with freezer-paper applique.  
Seam allowances are  
not included.

Print your chosen design/templates from the *Homespun* website. Before printing, check the Print dialog box – it is important that in the field next to the words “Page Scaling” you have selected “None” to ensure your design/templates print out at 100%.

“QUILTERS' HOLIDAY”  
PANEL 5 – Ground shape #2b  
Use Fabric Y

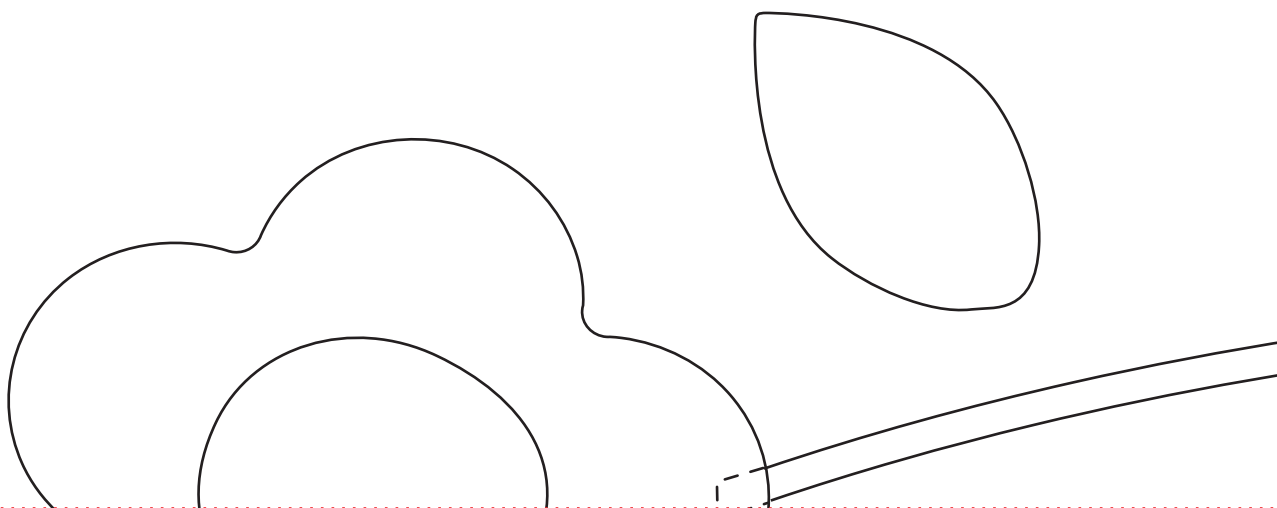
*Shape has been printed in reverse for use with  
freezer-paper applique. Seam allowances are  
not included.*

Join to QUILTERS' HOLIDAY 3

Print your chosen design/templates from the *Homespun* website. Before printing, check the Print dialog box – it is important that in the field next to the words “Page Scaling” you have selected “None” to ensure your design/templates print out at 100%.

Join to QUILTERS' HOLIDAY 2

Join to QUILTERS' HOLIDAY 4



Join to QUILTERS' HOLIDAY 8

Print your chosen design/templates from the *Homespun* website. Before printing, check the Print dialog box – it is important that in the field next to the words “Page Scaling” you have selected “None” to ensure your design/templates print out at 100%.


Join to QUILTERS' HOLIDAY 3

“QUILTERS' HOLIDAY”  
PANEL 5 – Ground shape #2a  
Use Fabric M

*Shape has been printed i  
reverse for use with  
freezer-paper applique.  
Seam allowances are  
not included.*

Join to PANEL 5 – Ground shape #2a Part 2

Join to QUILTERS' HOLIDAY 5



Join to QUILTERS' HOLIDAY 7

Print your chosen design/templates from the *Homespun* website. Before printing, check the Print dialog box – it is important that in the field next to the words “Page Scaling” you have selected “None” to ensure your design/templates print out at 100%.

Join to QUILTERS' HOLIDAY 4

Join to PANEL 5 – Ground shape #2a

“QUILTERS' HOLIDAY”  
PANEL 5 – Ground shape #2a  
Part 2

Join to QUILTERS' HOLIDAY 6

Print your chosen design/templates from the *Homespun* website. Before printing, check the Print dialog box – it is important that in the field next to the words “Page Scaling” you have selected “None” to ensure your design/templates print out at 100%.

Join to QUILTERS' HOLIDAY 5

Join to QUILTERS' HOLIDAY 7

Print your chosen design/templates from the *Homespun* website. Before printing, check the Print dialog box – it is important that in the field next to the words “Page Scaling” you have selected “None” to ensure your design/templates print out at 100%.

Join to QUILTERS' HOLIDAY 4

7

Join to QUILTERS' HOLIDAY 8

Join to QUILTERS' HOLIDAY 6

Print your chosen design/templates from the *Homespun* website. Before printing, check the Print dialog box – it is important that in the field next to the words “Page Scaling” you have selected “None” to ensure your design/templates print out at 100%.

Join to **QUILTERS' HOLIDAY 3**

Join to **QUILTERS' HOLIDAY 9**

Join to **QUILTERS' HOLIDAY 7**

**“QUILTERS' HOLIDAY”**  
Bottom border – applique motifs and  
stitchery design  
Shapes have been printed in reverse  
for use with freezer-paper applique.  
Seam allowances are  
not included.




Print your chosen design/templates from the *Homespun* website. Before printing, check the Print dialog box – it is important that in the field next to the words “Page Scaling” you have selected “None” to ensure your design/templates print out at 100%.

Join to QUILTERS' HOLIDAY 10


*“QUILTERS’ HOLIDAY”  
PANEL 5 – Ground shape #3  
Use Fabric H  
Shape has been printed in reverse for use with  
freezer-paper applique. Seam allowances are  
not included.*

Join to QUILTERS' HOLIDAY 8

Print your chosen design/templates from the *Homespun* website. Before printing, check the Print dialog box – it is important that in the field next to the words “Page Scaling” you have selected “None” to ensure your design/templates print out at 100%.



Print your chosen design/templates from the *Homespun* website. Before printing, check the Print dialog box – it is important that in the field next to the words “Page Scaling” you have selected “None” to ensure your design/templates print out at 100%.



Print your chosen design/templates from the *Homespun* website. Before printing, check the Print dialog box – it is important that in the field next to the words “Page Scaling” you have selected “None” to ensure your design/templates print out at 100%.

Join to QUILTERS' HOLIDAY 9

QUILTERS' HOLIDAY"  
- Ground shape #1b  
Use Fabric K  
in reverse for use with freezer-paper  
allowances are not included.

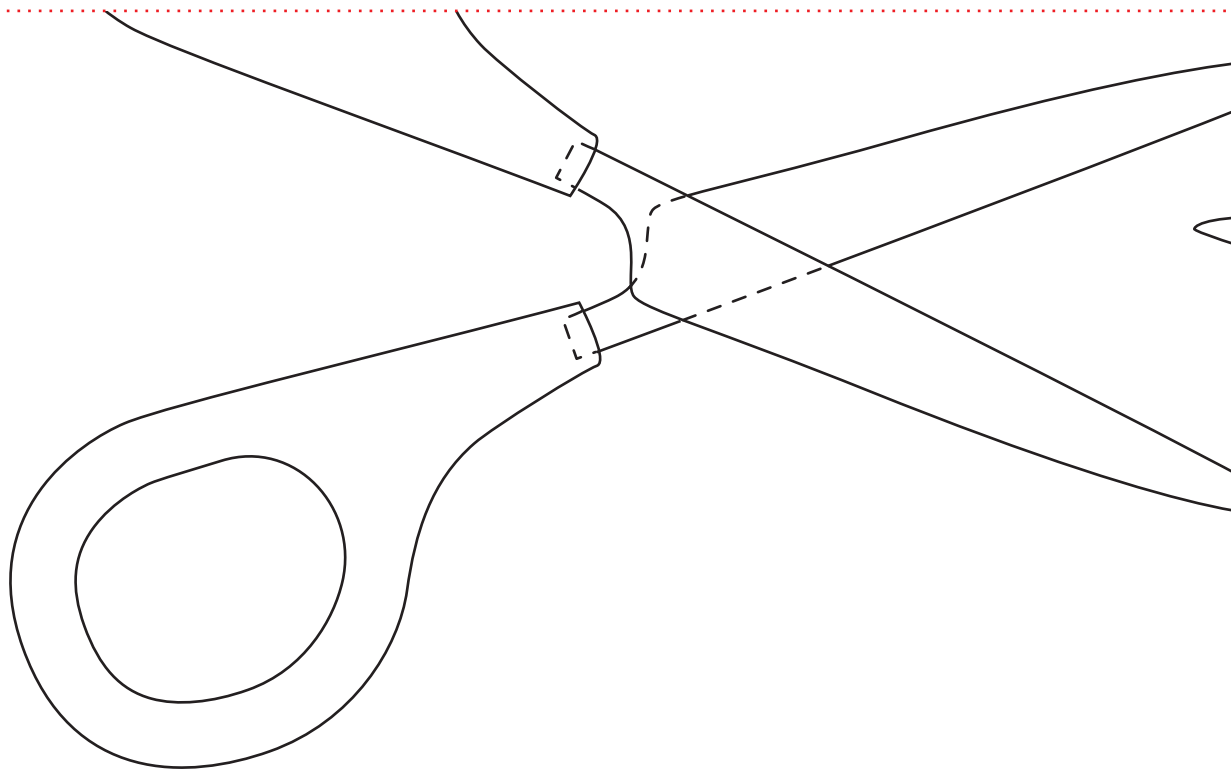
Broken line  
indicates  
seam  
between  
two fabrics

Join to QUILTERS' HOLIDAY 11

Join to QUILTERS' HOLIDAY 13

Print your chosen design/templates from the *Homespun* website. Before printing, check the Print dialog box – it is important that in the field next to the words “Page Scaling” you have selected “None” to ensure your design/templates print out at 100%.

Join to QUILTERS' HOLIDAY 8



**“QUILTERS' HOLIDAY”**  
**PANEL 5 – Ground shape #1a**  
**Use Fabric HH**

*Shape has been printed in  
reverse for use with  
freezer-paper applique.  
Seam allowances are  
not included.*

Join to QUILTERS' HOLIDAY 12

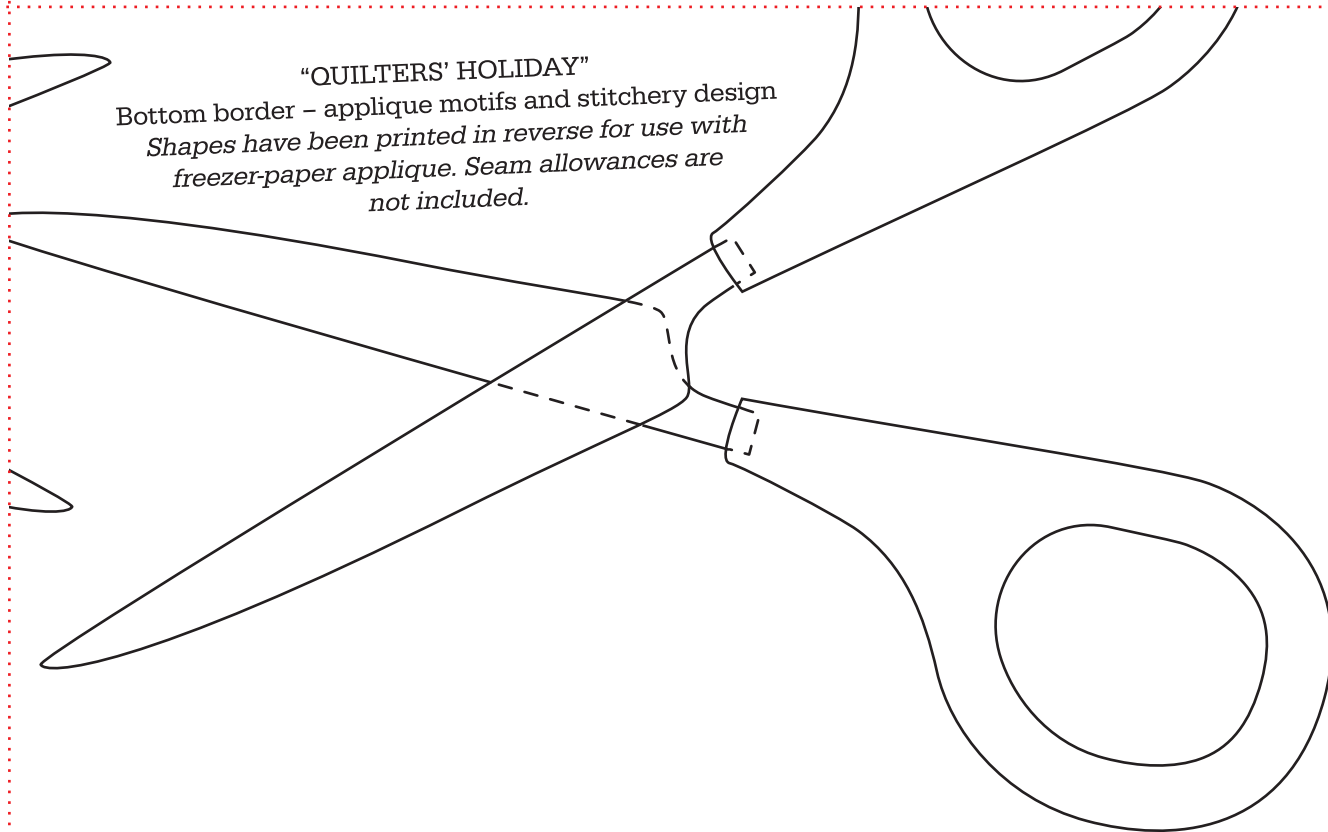
Join to QUILTERS' HOLIDAY 14

Print your chosen design/templates from the *Homespun* website. Before printing, check the Print dialog box – it is important that in the field next to the words “Page Scaling” you have selected “None” to ensure your design/templates print out at 100%.

Join to **QUILTERS' HOLIDAY 7**

**“QUILTERS' HOLIDAY”**

Bottom border – applique motifs and stitchery design  
*Shapes have been printed in reverse for use with  
freezer-paper applique. Seam allowances are  
not included.*



Join to **QUILTERS' HOLIDAY 13**

Print your chosen design/templates from the *Homespun* website. Before printing, check the Print dialog box – it is important that in the field next to the words “Page Scaling” you have selected “None” to ensure your design/templates print out at 100%.

Join to QUILTERS' HOLIDAY 6

“QUILTERS' HOLIDAY”  
PANEL 5 - Ground shape #1b  
Part 2

Join to PANEL 5 - Ground shape #1b