

Print your chosen design/templates from the *Homespun* website. Before printing, check the Print dialog box – it is important that in the field next to the words “Page Scaling” you have selected “None” to ensure your design/templates print out at 100%.

Join to **QUILTERS' HOLIDAY 17**

“QUILTERS' HOLIDAY”


Bottom border

– applique motifs and stitchery design
Shapes have been printed in reverse
for use with freezer-paper applique.
Seam allowances are
not included.

Join to **QUILTERS' HOLIDAY 25**

Print your chosen design/templates from the *Homespun* website. Before printing, check the Print dialog box – it is important that in the field next to the words “Page Scaling” you have selected “None” to ensure your design/templates print out at 100%.

Join to QUILTERS' HOLIDAY 18



Join to QUILTERS' HOLIDAY 16

Join to QUILTERS' HOLIDAY 24

Print your chosen design/templates from the *Homespun* website. Before printing, check the Print dialog box – it is important that in the field next to the words “Page Scaling” you have selected “None” to ensure your design/templates print out at 100%.

Join to QUILTERS' HOLIDAY 19

Join to QUILTERS' HOLIDAY 17

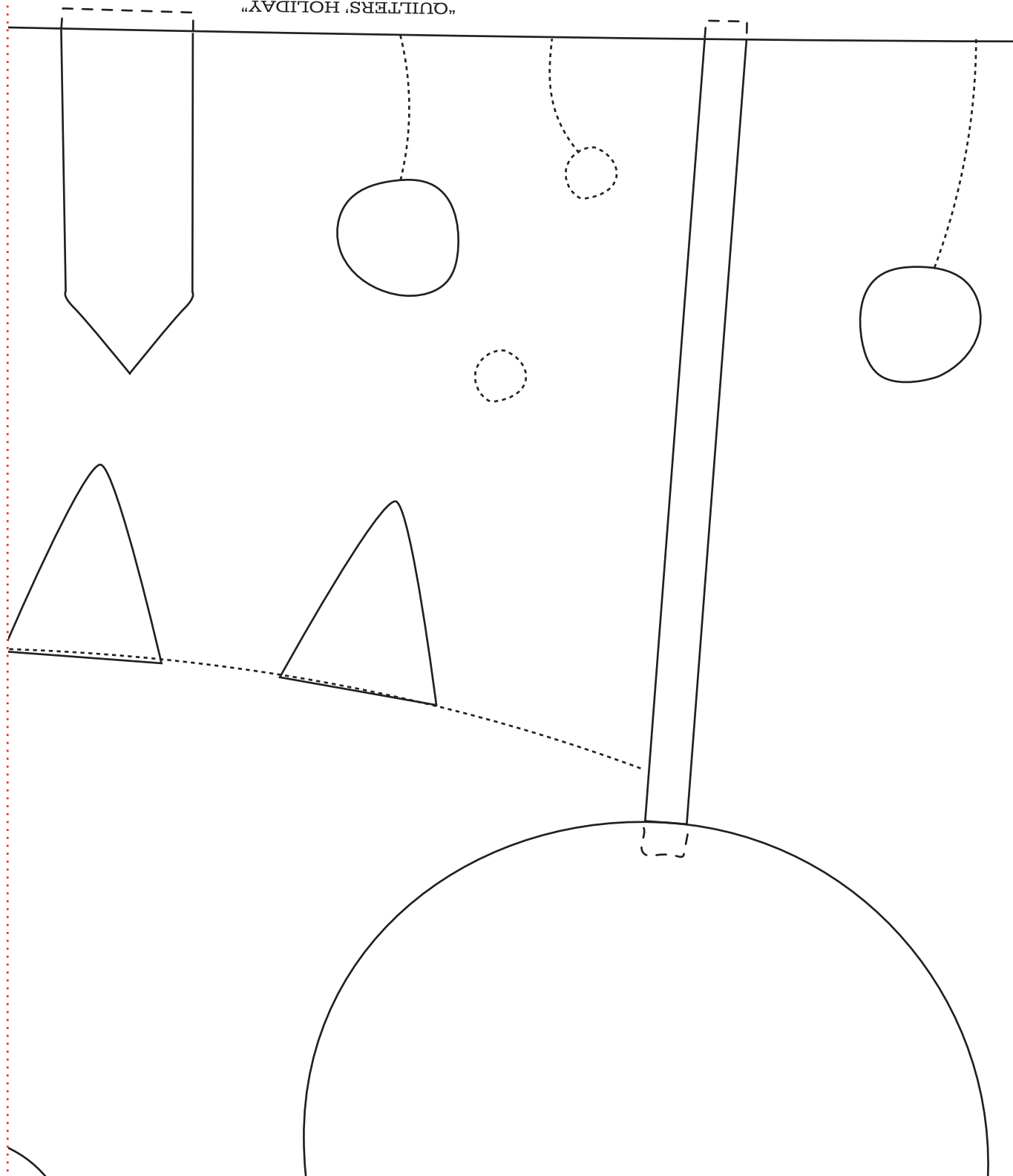
“QUILTERS' HOLIDAY”
PANEL 5 – applique motifs
Shapes have been printed in reverse for use with freezer-paper applique. Seam allowances are not included.

Join to QUILTERS' HOLIDAY 23

Print your chosen design/templates from the *Homespun* website. Before printing, check the Print dialog box – it is important that in the field next to the words “Page Scaling” you have selected “None” to ensure your design/templates print out at 100%.

Shapes have been printed in reverse for use with freezer-paper applique. Seam allowances

**“QUILTERS' HOLIDAY”
PANEL 5 – applique motifs**




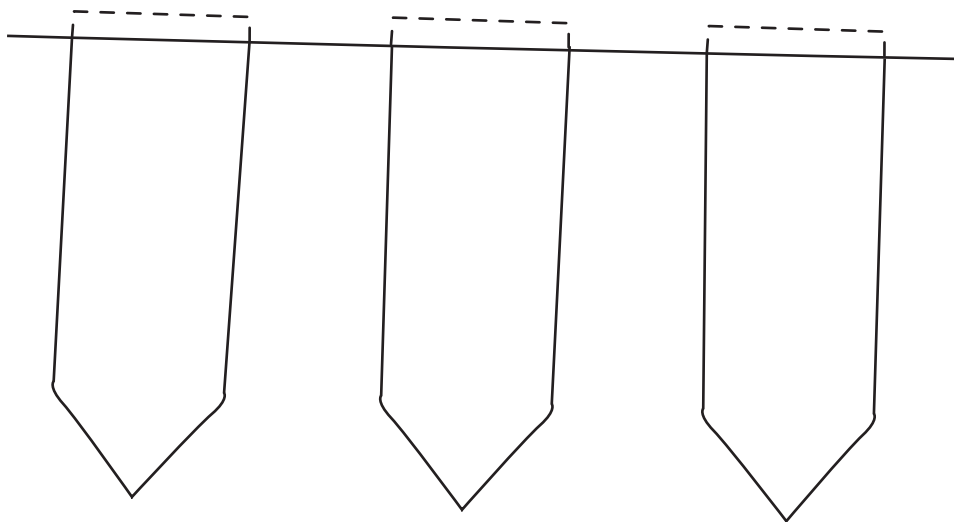
Join to QUILTERS' HOLIDAY 20

Join to QUILTERS' HOLIDAY 18

Join to QUILTERS' HOLIDAY 22

Print your chosen design/templates from the *Homespun* website. Before printing, check the Print dialog box – it is important that in the field next to the words “Page Scaling” you have selected “None” to ensure your design/templates print out at 100%.

are not included.




Join to **QUILTERS' HOLIDAY 19**

Join to **QUILTERS' HOLIDAY 21**

Print your chosen design/templates from the *Homespun* website. Before printing, check the Print dialog box – it is important that in the field next to the words “Page Scaling” you have selected “None” to ensure your design/templates print out at 100%.

Join to QUILTERS' HOLIDAY 20



Join to QUILTERS' HOLIDAY 22

Print your chosen design/templates from the *Homespun* website. Before printing, check the Print dialog box – it is important that in the field next to the words “Page Scaling” you have selected “None” to ensure your design/templates print out at 100%.

Join to QUILTERS' HOLIDAY 19

QUILTERS' HOLIDAY

22

Join to QUILTERS' HOLIDAY 21

Join to QUILTERS' HOLIDAY 23

OLIDAY"
ique motifs


in reverse for use with
owances are not included.

Print your chosen design/templates from the *Homespun* website. Before printing, check the Print dialog box – it is important that in the field next to the words “Page Scaling” you have selected “None” to ensure your design/templates print out at 100%.

Join to QUILTERS' HOLIDAY 18

Join to QUILTERS' HOLIDAY 22

Join to QUILTERS' HOLIDAY 24



Print your chosen design/templates from the *Homespun* website. Before printing, check the Print dialog box – it is important that in the field next to the words “Page Scaling” you have selected “None” to ensure your design/templates print out at 100%.

Join to QUILTERS' HOLIDAY 17

24

Join to QUILTERS' HOLIDAY 23

Join to QUILTERS' HOLIDAY 25

Print your chosen design/templates from the *Homespun* website. Before printing, check the Print dialog box – it is important that in the field next to the words “Page Scaling” you have selected “None” to ensure your design/templates print out at 100%.

Join to QUILTERS' HOLIDAY 16

QUILTERS' HOLIDAY


25

Join to QUILTERS' HOLIDAY 24

Print your chosen design/templates from the *Homespun* website. Before printing, check the Print dialog box – it is important that in the field next to the words “Page Scaling” you have selected “None” to ensure your design/templates print out at 100%.

Join to QUILTERS' HOLIDAY 25

Join to QUILTERS' HOLIDAY 27



Print your chosen design/templates from the *Homespun* website. Before printing, check the Print dialog box – it is important that in the field next to the words “Page Scaling” you have selected “None” to ensure your design/templates print out at 100%.

Join to QUILTERS' HOLIDAY 24

Join to QUILTERS' HOLIDAY 28

Join to QUILTERS' HOLIDAY 26

**“QUILTERS' HOLIDAY”
PANELL 5 – applique motifs**

*Shapes have been printed in reverse for use with
freezer-paper applique. Seam allowances are
not included.*

Print your chosen design/templates from the *Homespun* website. Before printing, check the Print dialog box – it is important that in the field next to the words “Page Scaling” you have selected “None” to ensure your design/templates print out at 100%.

Join to QUILTERS' HOLIDAY 23

"QUILTERS' HOLIDAY"
PANEL 5 – applique motifs

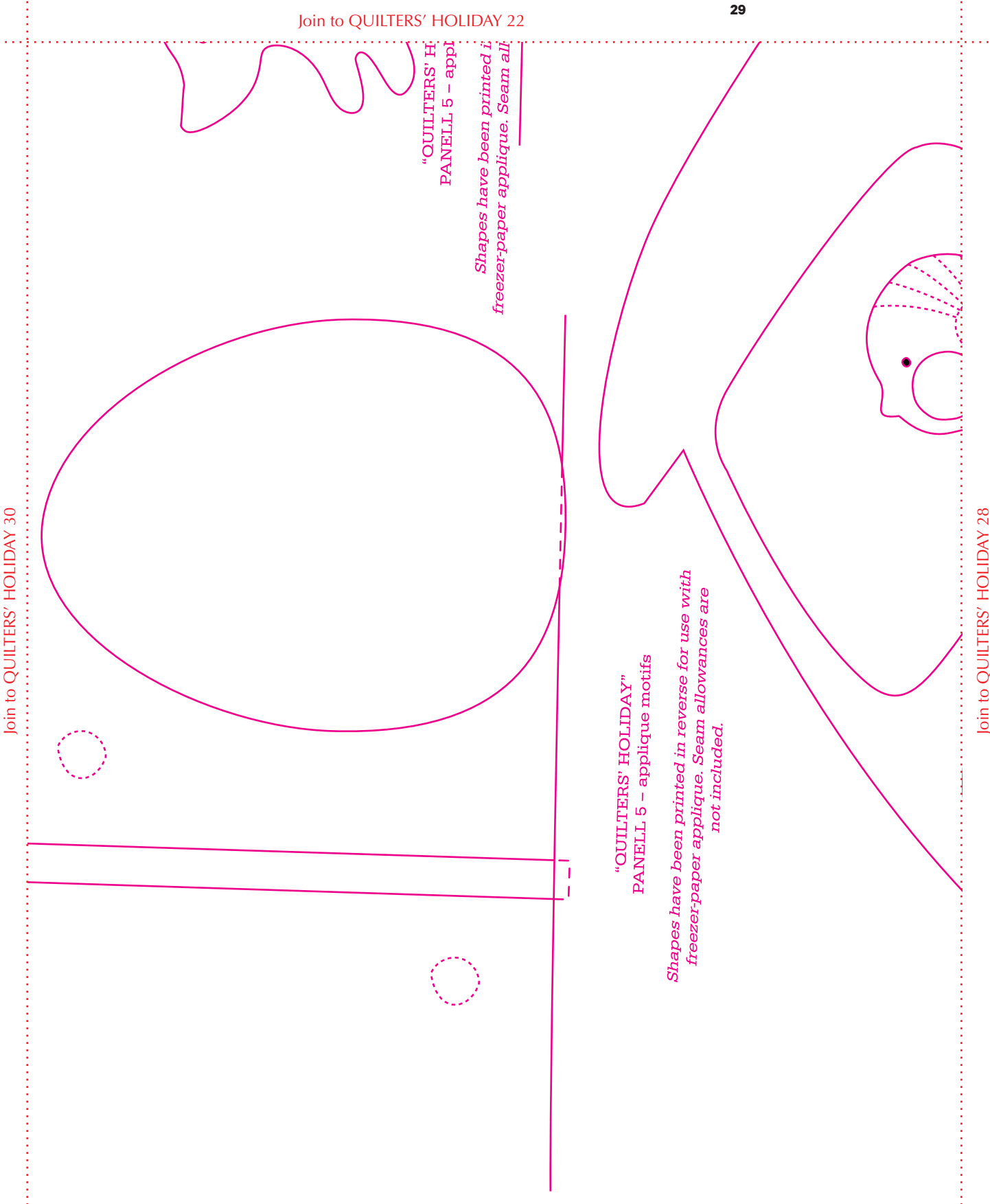
Shapes have been printed in reverse for use with
freezer-paper applique. Seam allowances are
not included.

Join to QUILTERS' HOLIDAY 29

Join to QUILTERS' HOLIDAY 27

Print your chosen design/templates from the *Homespun* website. Before printing, check the Print dialog box – it is important that in the field next to the words “Page Scaling” you have selected “None” to ensure your design/templates print out at 100%.

Join to QUILTERS' HOLIDAY 30



Join to QUILTERS' HOLIDAY 28

Print your chosen design/templates from the *Homespun* website. Before printing, check the Print dialog box – it is important that in the field next to the words “Page Scaling” you have selected “None” to ensure your design/templates print out at 100%.

