



Print your chosen design/templates from the *Homespun* website. Before printing, check the Print dialog box – it is important that in the field next to the words “Page Scaling” you have selected “None” to ensure your design/templates print out at 100%.



“A LETTER TO  
MY DAUGHTER”  
Oval




“A LETTER TO  
MY DAUGHTER”

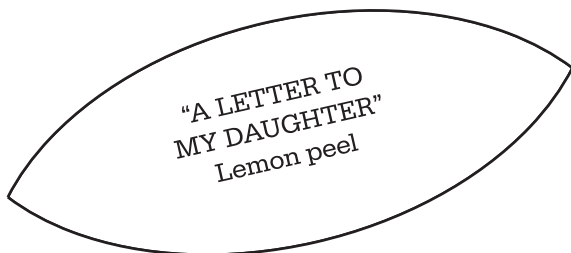
“A LETTER TO  
MY DAUGHTER”



1/2in hexagon



“A LETTER TO  
MY DAUGHTER”



“A LETTER TO  
MY DAUGHTER”  
Lemon peel


Print your chosen design/templates from the *Homespun* website. Before printing, check the Print dialog box – it is important that in the field next to the words “Page Scaling” you have selected “None” to ensure your design/templates print out at 100%.



**“A LETTER TO MY DAUGHTER”**  
Appliqué and embroidery design


Print your chosen design/templates from the *Homespun* website. Before printing, check the Print dialog box – it is important that in the field next to the words “Page Scaling” you have selected “None” to ensure your design/templates print out at 100%.

Join to A LETTER TO MY DAUGHTER 4



Print your chosen design/templates from the *Homespun* website. Before printing, check the Print dialog box – it is important that in the field next to the words “Page Scaling” you have selected “None” to ensure your design/templates print out at 100%.

Just be



“A LETTER TO MY DAUGHTER”  
Appliqué and embroidery design

Join to A LETTER TO MY DAUGHTER 3