


Print your chosen design/templates from the *Homespun* website. Before printing, check the Print dialog box – it is important that in the field next to the words “Page Scaling” you have selected “None” to ensure your design/templates print out at 100%.


me to wander (& wonder)

“A LETTER TO MY DAUGHTER”  
Appliqué and stitchery



Join to A LETTER TO MY DAUGHTER 4

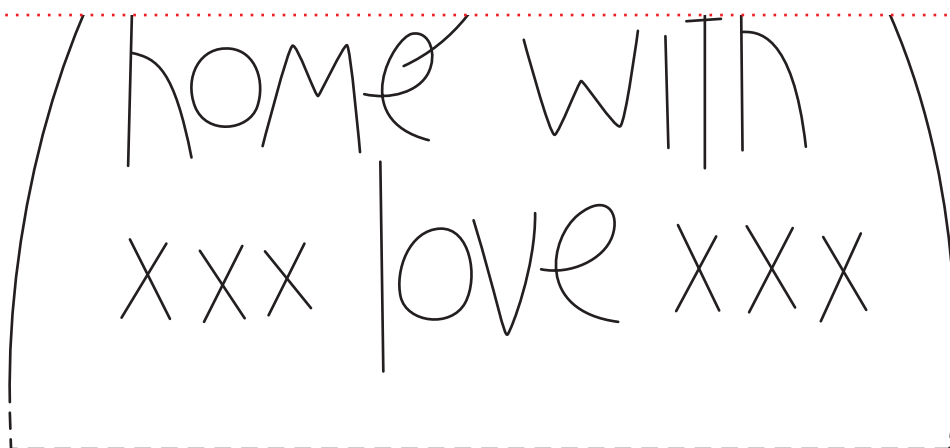
Print your chosen design/templates from the *Homespun* website. Before printing, check the Print dialog box – it is important that in the field next to the words “Page Scaling” you have selected “None” to ensure your design/templates print out at 100%.



Join to A LETTER TO MY DAUGHTER 3

Print your chosen design/templates from the *Homespun* website. Before printing, check the Print dialog box – it is important that in the field next to the words “Page Scaling” you have selected “None” to ensure your design/templates print out at 100%.

Join to A LETTER TO MY DAUGHTER 2



**“A LETTER TO MY DAUGHTER”**  
Appliqué and stitchery

Print your chosen design/templates from the *Homespun* website. Before printing, check the Print dialog box – it is important that in the field next to the words “Page Scaling” you have selected “None” to ensure your design/templates print out at 100%.

Join to A LETTER TO MY DAUGHTER 1

