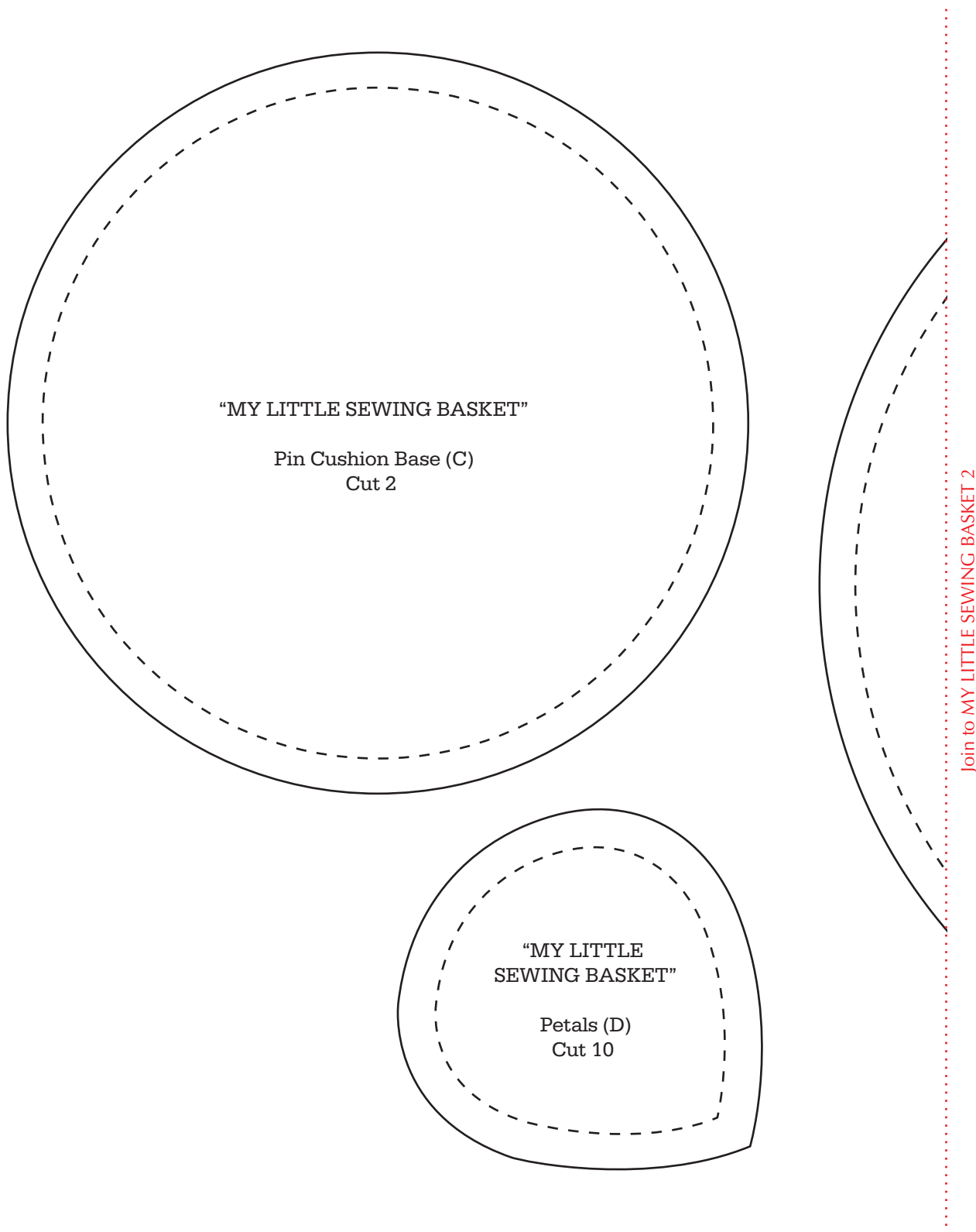


Print your chosen design/templates from the *Homespun* website. Before printing, check the Print dialog box – it is important that in the field next to the words “Page Scaling” you have selected “None” to ensure your design/templates print out at 100%.



Print your chosen design/templates from the *Homespun* website. Before printing, check the Print dialog box – it is important that in the field next to the words “Page Scaling” you have selected “None” to ensure your design/templates print out at 100%.

Join to MY LITTLE SEWING BASKET 1


**“MY LITTLE SEWING BASKET”**

Basket Base (B)  
Cut 1 Base Fabric  
Cut 1 Lining

Print your chosen design/templates from the *Homespun* website. Before printing, check the Print dialog box – it is important that in the field next to the words “Page Scaling” you have selected “None” to ensure your design/templates print out at 100%.

“MY LITTLE SEWING BASKET”


Needle Case  
Embroidery Layout



△ Needle Case (A)

Join to MY LITTLE SEWING BASKET 4

Print your chosen design/templates from the *Homespun* website. Before printing, check the Print dialog box – it is important that in the field next to the words “Page Scaling” you have selected “None” to ensure your design/templates print out at 100%.




Print your chosen design/templates from the *Homespun* website. Before printing, check the Print dialog box – it is important that in the field next to the words “Page Scaling” you have selected “None” to ensure your design/templates print out at 100%.

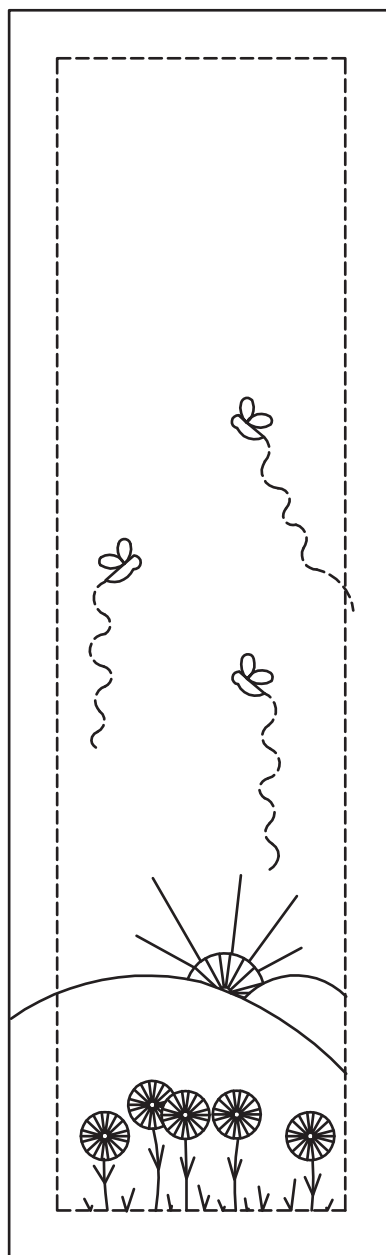
“MY LITTLE SEWING BASKET”

Basket Embroidery Designs

Saturday



Sunday

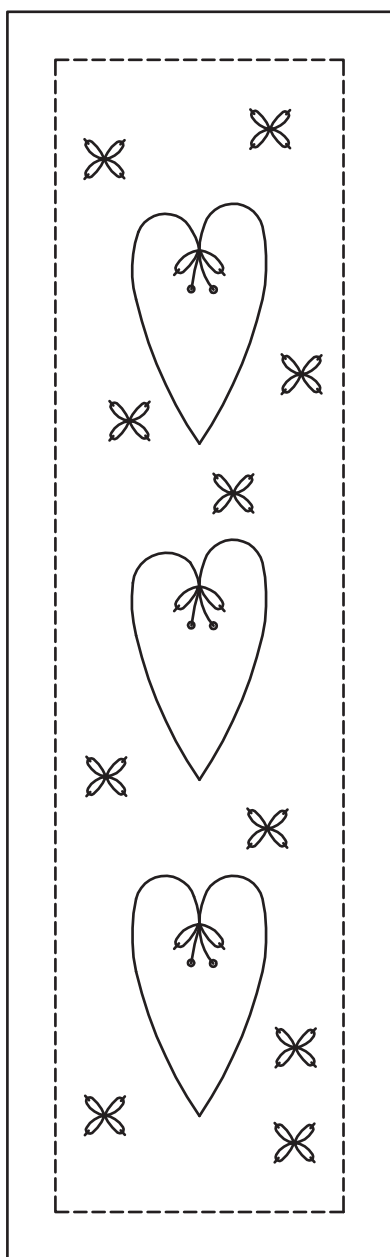


Print your chosen design/templates from the *Homespun* website. Before printing, check the Print dialog box – it is important that in the field next to the words “Page Scaling” you have selected “None” to ensure your design/templates print out at 100%.


“MY LITTLE SEWING BASKET”

Basket Embroidery Designs

Thursday



Friday




Print your chosen design/templates from the *Homespun* website. Before printing, check the Print dialog box – it is important that in the field next to the words “Page Scaling” you have selected “None” to ensure your design/templates print out at 100%.

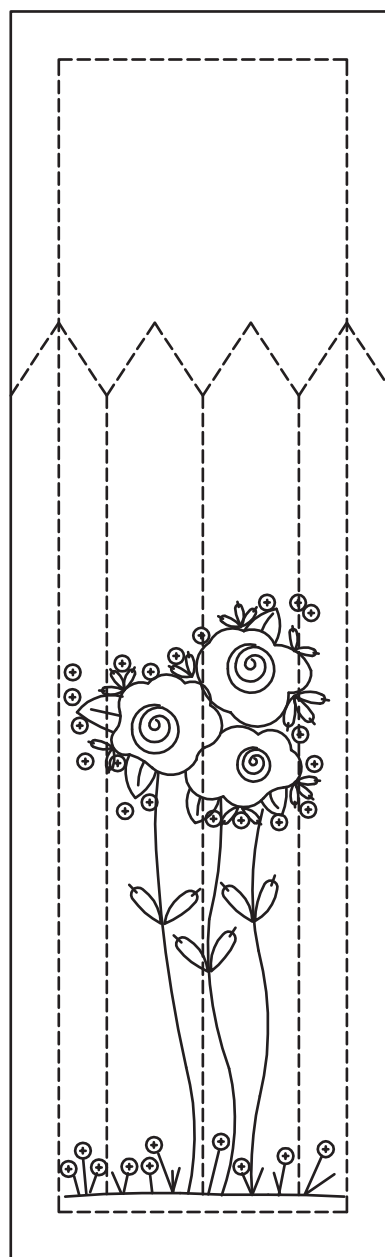
“MY LITTLE SEWING BASKET”

Basket Embroidery Designs

Tuesday



Wednesday



Print your chosen design/templates from the *Homespun* website. Before printing, check the Print dialog box – it is important that in the field next to the words “Page Scaling” you have selected “None” to ensure your design/templates print out at 100%.

“MY LITTLE SEWING BASKET”

Basket Embroidery Designs

Monday

