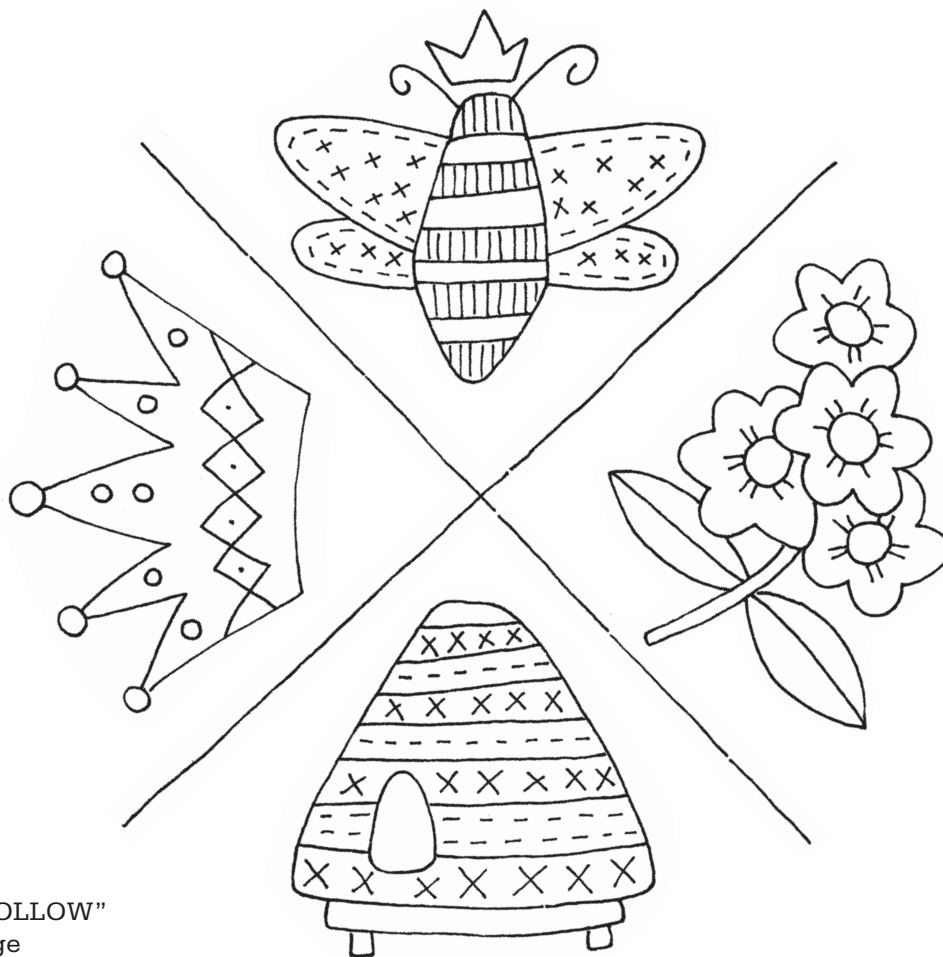
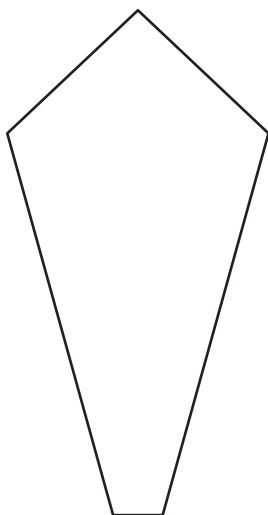


Print your chosen design/templates from the *Homespun* website. Before printing, check the Print dialog box – it is important that in the field next to the words “Page Scaling” you have selected “None” to ensure your design/templates print out at 100%.



“OWL AND HARE HOLLOW”
Dresden Wedge

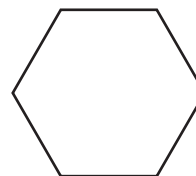


“OWL & HARE HOLLOW”
Queen Bee Stichery Design



“OWL & HARE HOLLOW”
3/8in Hexagon

“OWL & HARE HOLLOW”
1/2in Hexagon




Print your chosen design/templates from the *Homespun* website. Before printing, check the Print dialog box – it is important that in the field next to the words “Page Scaling” you have selected “None” to ensure your design/templates print out at 100%.



“OWL & HARE HOLLOW”
Tea Garden
Stitchery Design

“OWL AND HARE HOLLOW”
1in Circle



Join to OWL & HARE HOLLOW 3

Print your chosen design/templates from the *Homespun* website. Before printing, check the Print dialog box – it is important that in the field next to the words “Page Scaling” you have selected “None” to ensure your design/templates print out at 100%.

Join to OWL & HARE HOLLOW 2

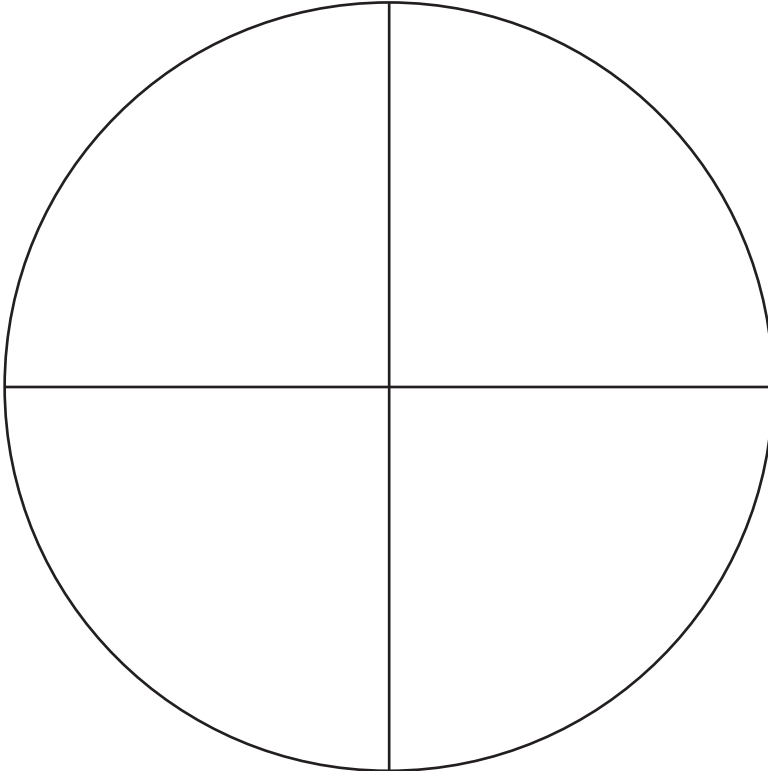
“OWL & HARE HOLLOW”
7in Circle

“OWL & HARE HOLLOW”
Circle Arc Segment

Trace and cut out from stiff paper
(or use pre-cut papers)

Print your chosen design/templates from the *Homespun* website. Before printing, check the Print dialog box – it is important that in the field next to the words “Page Scaling” you have selected “None” to ensure your design/templates print out at 100%.

“OWL AND HARE HOLLOW”
4in Circle



“OWL & HARE HOLLOW”
Hare Appliqué

