


Print your chosen design/templates from the *Homespun* website. Before printing, check the Print dialog box – it is important that in the field next to the words “Page Scaling” you have selected “None” to ensure your design/templates print out at 100%.

FRUIT TINGLES CUSHION


1



Join to FRUIT TINGLES CUSHION 2

Print your chosen design/templates from the *Homespun* website. Before printing, check the Print dialog box – it is important that in the field next to the words “Page Scaling” you have selected “None” to ensure your design/templates print out at 100%.

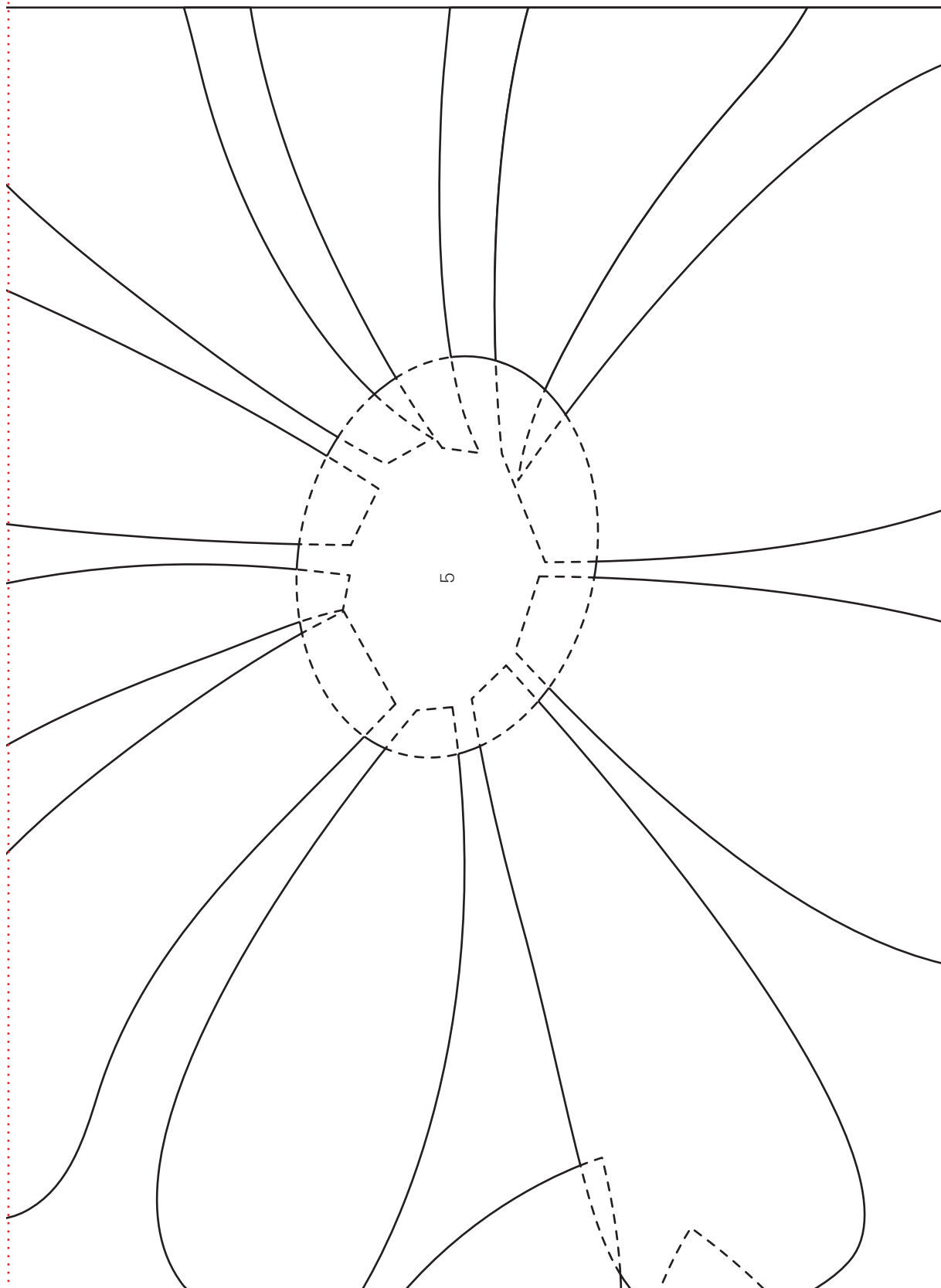
Join to FRUIT TINGLES CUSHION 1



Join to FRUIT TINGLES CUSHION 3

Print your chosen design/templates from the *Homespun* website. Before printing, check the Print dialog box – it is important that in the field next to the words “Page Scaling” you have selected “None” to ensure your design/templates print out at 100%.

Join to FRUIT TINGLES CUSHION 2



Join to FRUIT TINGLES CUSHION 4

Print your chosen design/templates from the *Homespun* website. Before printing, check the Print dialog box – it is important that in the field next to the words “Page Scaling” you have selected “None” to ensure your design/templates print out at 100%.

FRUIT TINGLES CUSHION

4

Join to FRUIT TINGLES CUSHION 3

Join to FRUIT TINGLES CUSHION 5


6

Print your chosen design/templates from the *Homespun* website. Before printing, check the Print dialog box – it is important that in the field next to the words “Page Scaling” you have selected “None” to ensure your design/templates print out at 100%.

Join to FRUIT TINGLES CUSHION 2


Join to FRUIT TINGLES CUSHION 6

Join to FRUIT TINGLES CUSHION 4



Print your chosen design/templates from the *Homespun* website. Before printing, check the Print dialog box – it is important that in the field next to the words “Page Scaling” you have selected “None” to ensure your design/templates print out at 100%.

Join to FRUIT TINGLES CUSHION 1

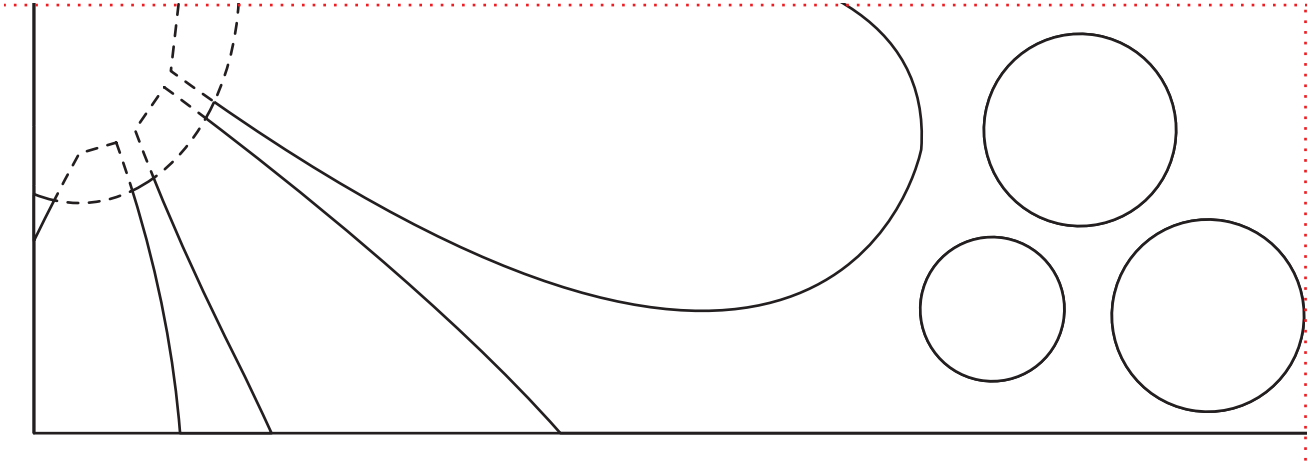


“FRUIT TINGLES CUSHION”
Layout and Template Guide

Join to FRUIT TINGLES CUSHION 5

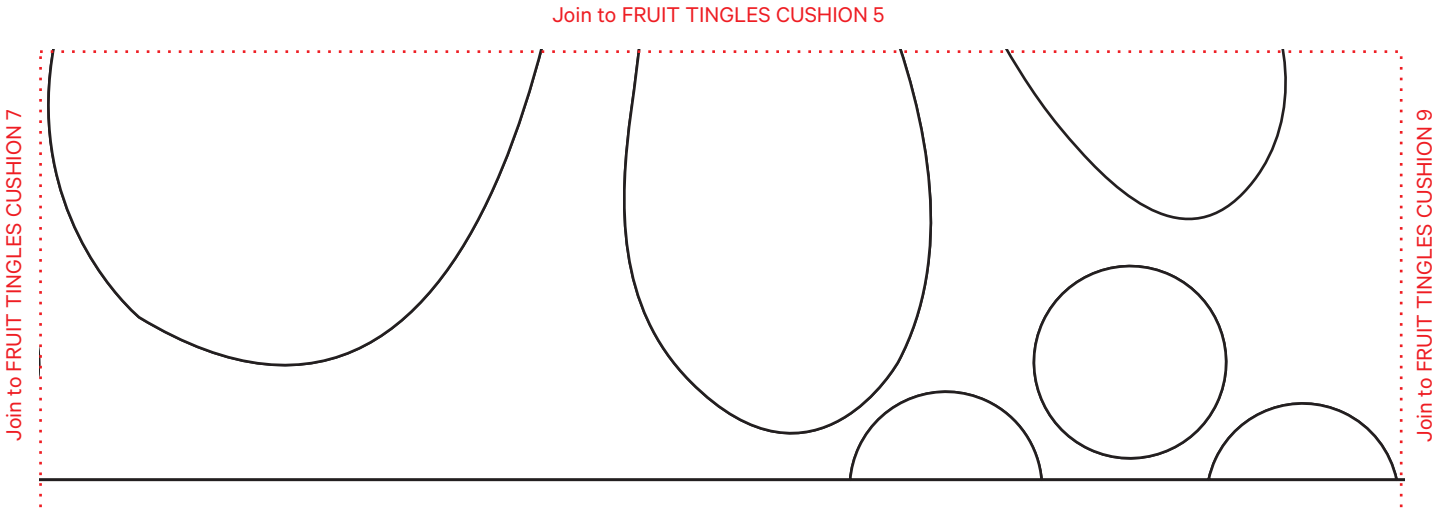
Print your chosen design/templates from the *Homespun* website. Before printing, check the Print dialog box – it is important that in the field next to the words “Page Scaling” you have selected “None” to ensure your design/templates print out at 100%.

Join to FRUIT TINGLES CUSHION 6



Join to FRUIT TINGLES CUSHION 8

Print your chosen design/templates from the *Homespun* website. Before printing, check the Print dialog box – it is important that in the field next to the words “Page Scaling” you have selected “None” to ensure your design/templates print out at 100%.



Print your chosen design/templates from the *Homespun* website. Before printing, check the Print dialog box – it is important that in the field next to the words “Page Scaling” you have selected “None” to ensure your design/templates print out at 100%.



Copyright Universal Magazines

Homespun Vol.25 No.1

February/March 2024

FRUIT TINGLES CUSHION

9

Join to FRUIT TINGLES CUSHION 8

