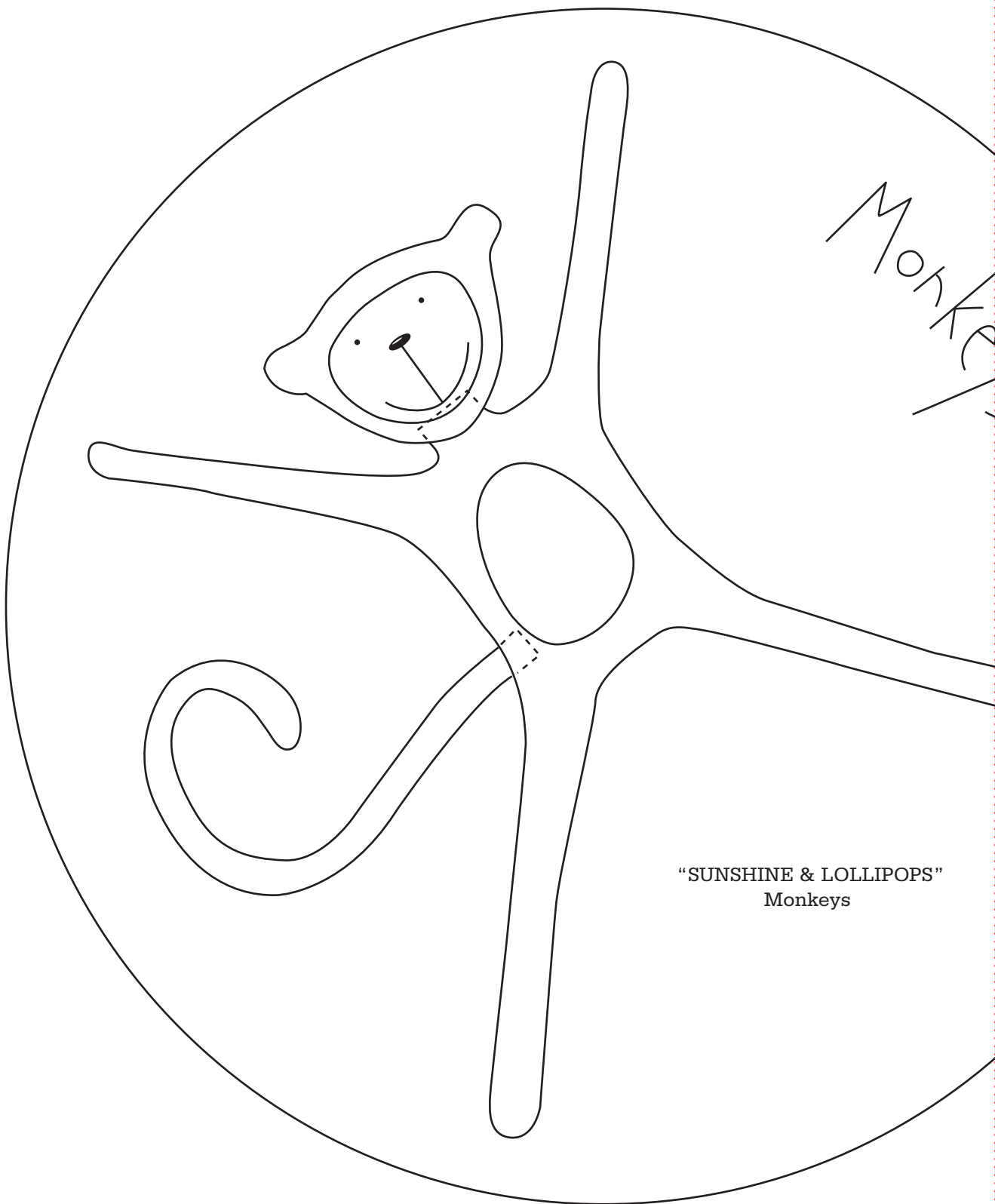


Print your chosen design/templates from the *Homespun* website. Before printing, check the Print dialog box – it is important that in the field next to the words “Page Scaling” you have selected “None” to ensure your design/templates print out at 100%.




“SUNSHINE & LOLLIPOPS”
Monkeys

Join to **SUNSHINE & LOLLIPOPS 2**

Print your chosen design/templates from the *Homespun* website. Before printing, check the Print dialog box – it is important that in the field next to the words “Page Scaling” you have selected “None” to ensure your design/templates print out at 100%.

Join to SUNSHINE & LOLLIPOPS 1




Join to SUNSHINE & LOLLIPOPS 3

“SUNSHINE & LOLLIPOPS”
Extra large circle

Print your chosen design/templates from the *Homespun* website. Before printing, check the Print dialog box – it is important that in the field next to the words “Page Scaling” you have selected “None” to ensure your design/templates print out at 100%.

Join to SUNSHINE & LOLLIPOPS 2

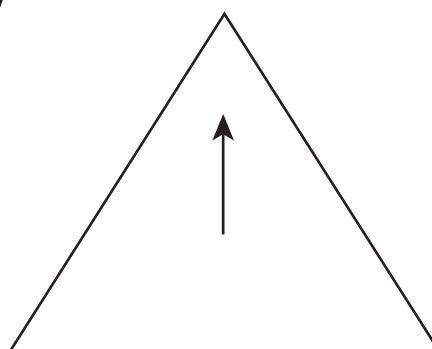
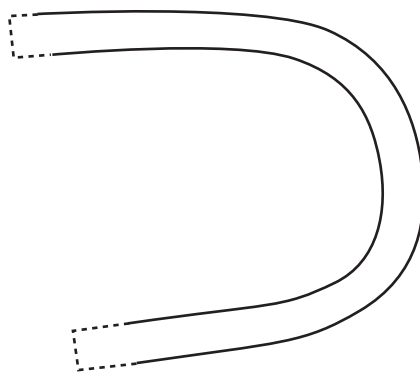


Join to SUNSHINE & LOLLIPOPS 4

Print your chosen design/templates from the *Homespun* website. Before printing, check the Print dialog box – it is important that in the field next to the words “Page Scaling” you have selected “None” to ensure your design/templates print out at 100%.

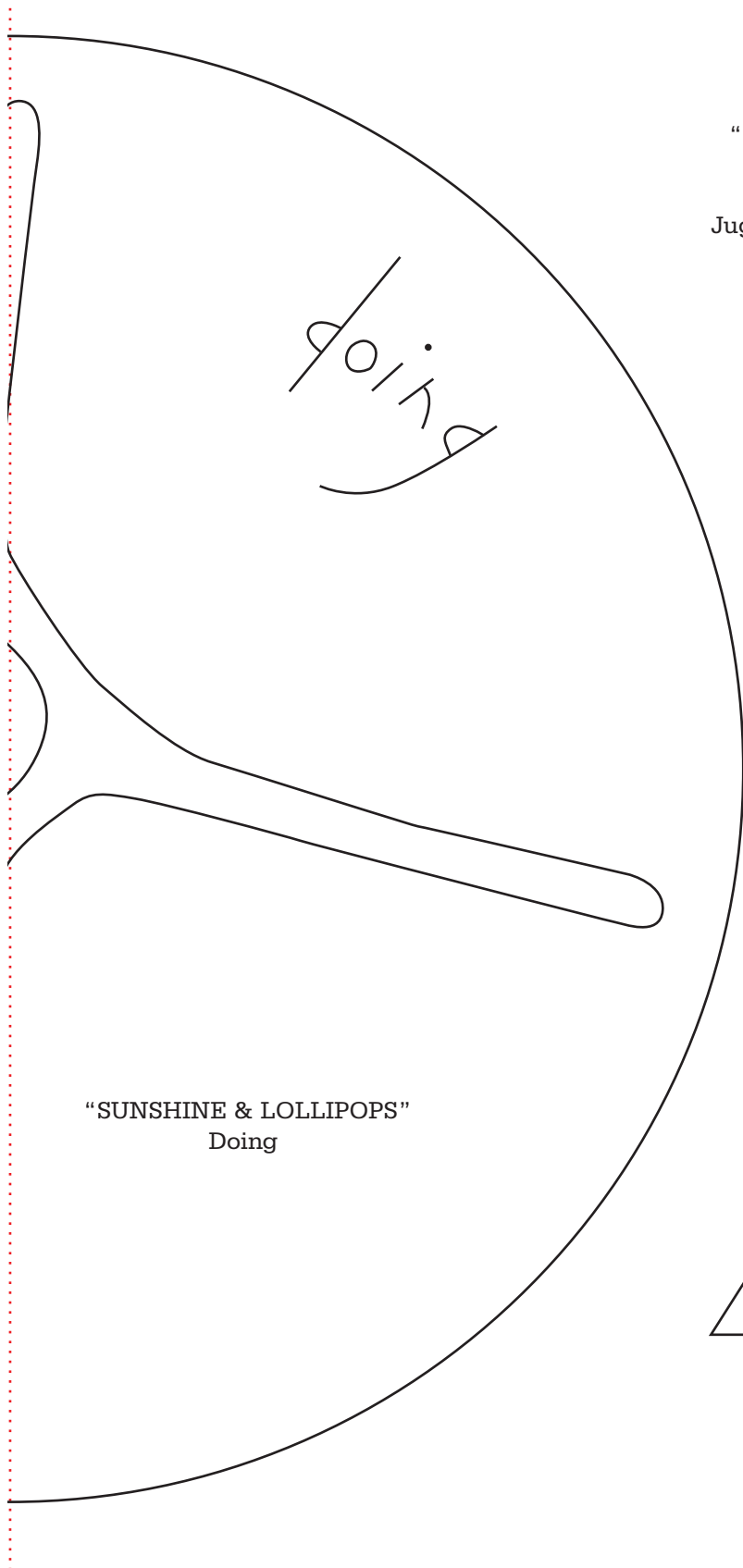
“SUNSHINE & LOLLIPOPS – Part 4”
Sweet Scent of Happiness

Jug handle – omitted from the pattern
sheet for *Homespun* 25.4



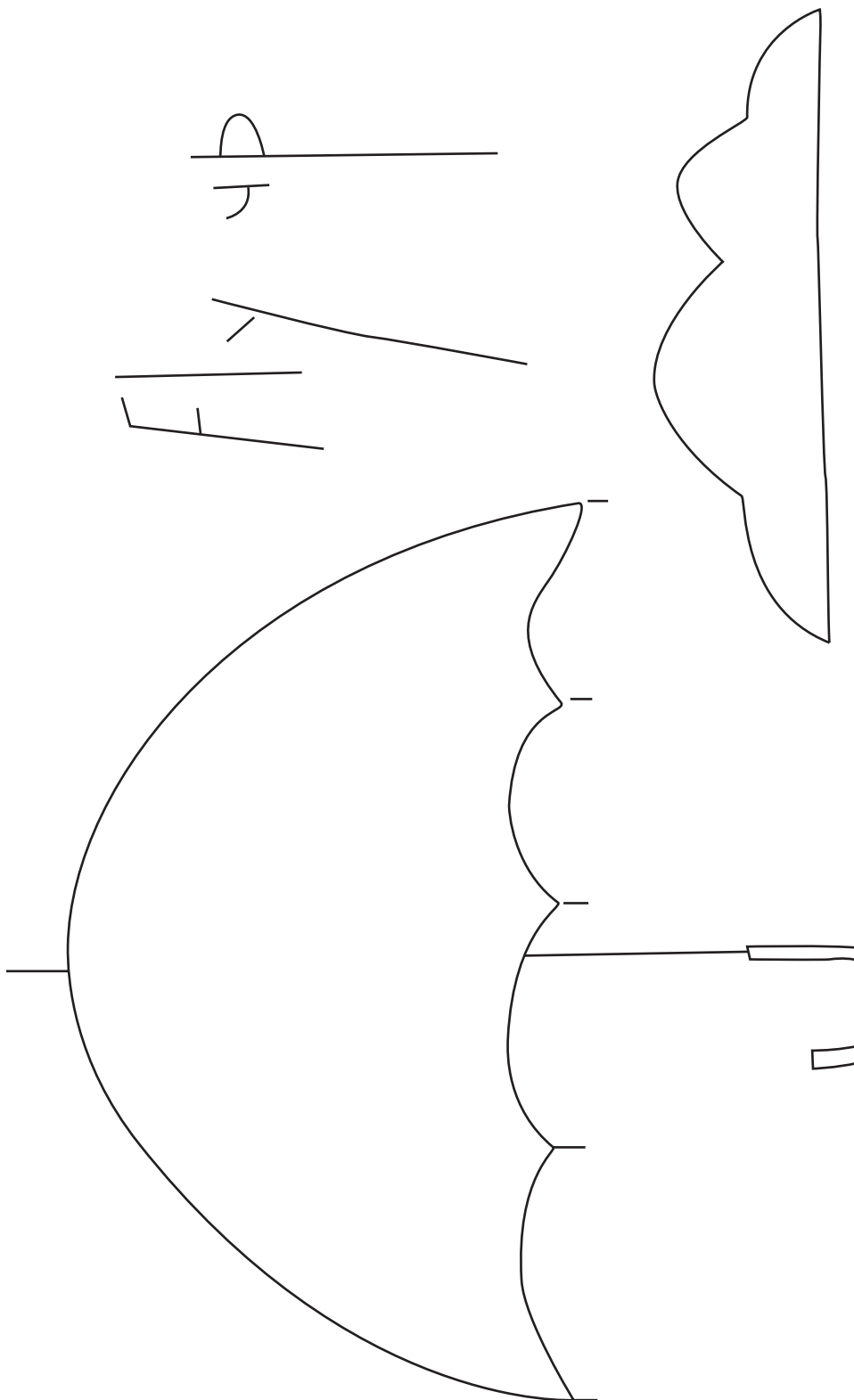
“SUNSHINE & LOLLIPOPS”
Small triangle template

Join to **SUNSHINE & LOLLIPOPS 3**



“SUNSHINE & LOLLIPOPS”
Doing

Print your chosen design/templates from the *Homespun* website. Before printing, check the Print dialog box – it is important that in the field next to the words “Page Scaling” you have selected “None” to ensure your design/templates print out at 100%.



Join to [SUNSHINE & LOLLIPOPS 6](#)

Print your chosen design/templates from the *Homespun* website. Before printing, check the Print dialog box – it is important that in the field next to the words “Page Scaling” you have selected “None” to ensure your design/templates print out at 100%.

Join to SUNSHINE & LOLLIPOPS 5



Join to SUNSHINE & LOLLIPOPS 7

Print your chosen design/templates from the *Homespun* website. Before printing, check the Print dialog box – it is important that in the field next to the words “Page Scaling” you have selected “None” to ensure your design/templates print out at 100%.

Join to SUNSHINE & LOLLIPOPS 6

