

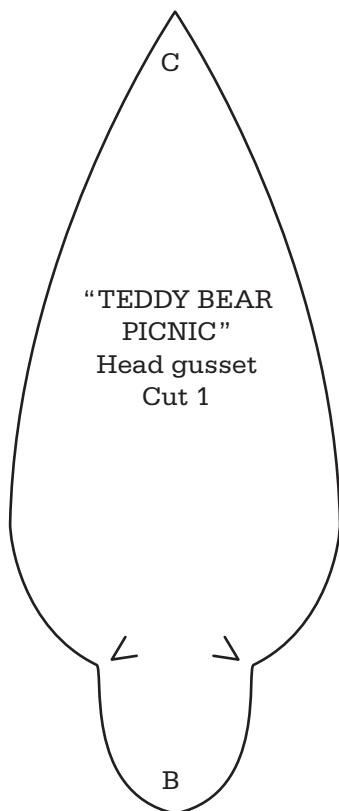
Print your chosen design/templates from the *Homespun* website. Before printing, check the Print dialog box – it is important that in the field next to the words “Page Scaling” you have selected “None” to ensure your design/templates print out at 100%.

TEDDY BEAR PICNIC

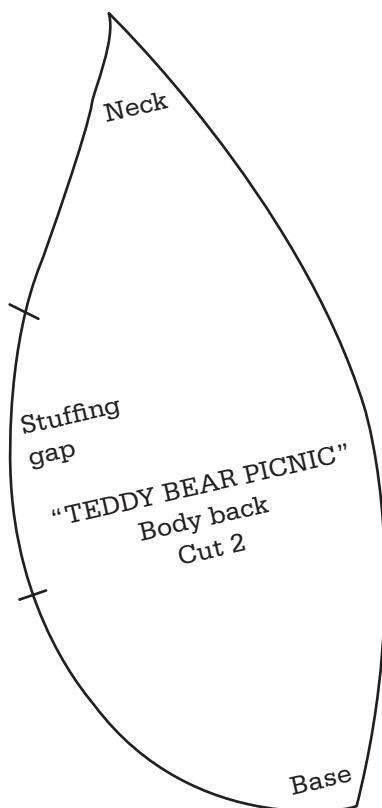
1



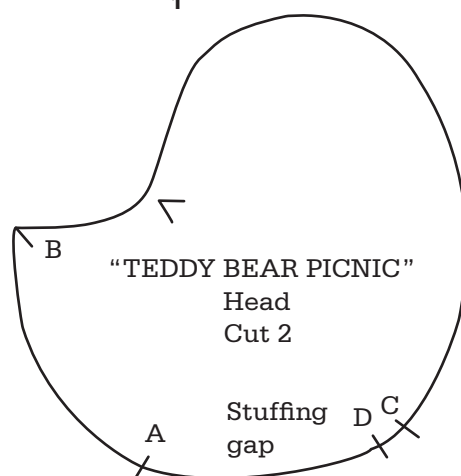
“TEDDY BEAR PICNIC”
Face stitches



“TEDDY BEAR PICNIC”
Head gusset
Cut 1

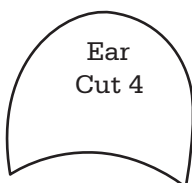


“TEDDY BEAR PICNIC”
Body back
Cut 2

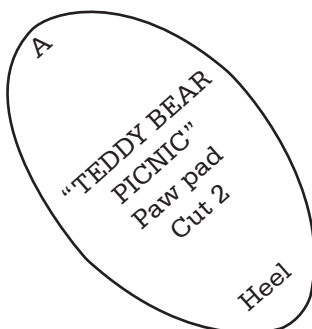


“TEDDY BEAR PICNIC”
Head
Cut 2

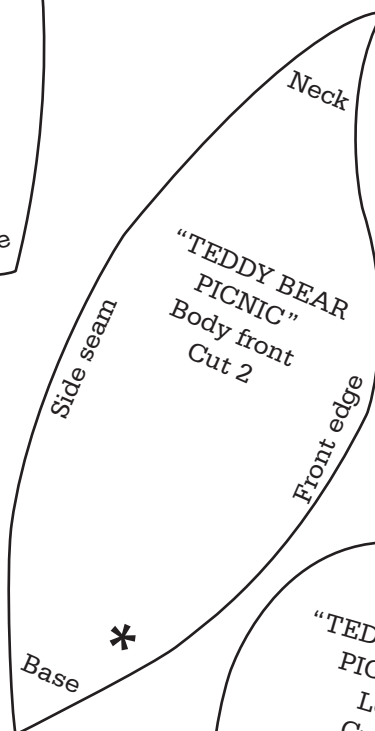
“TEDDY BEAR PICNIC”



Ear
Cut 4



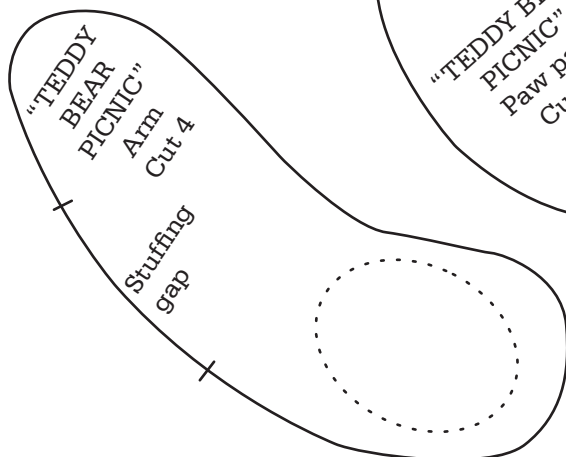
“TEDDY BEAR PICNIC”
Paw pad
Cut 2



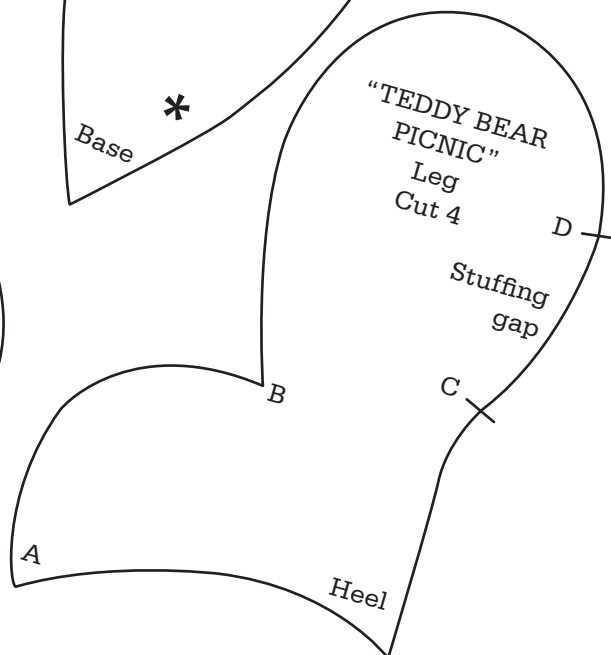
“TEDDY BEAR PICNIC”
Body front
Cut 2



“TEDDY BEAR PICNIC”
Paw pad
Cut 2



“TEDDY BEAR PICNIC”
Arm
Cut 4



“TEDDY BEAR PICNIC”
Leg
Cut 4

Print your chosen design/templates from the *Homespun* website. Before printing, check the Print dialog box – it is important that in the field next to the words “Page Scaling” you have selected “None” to ensure your design/templates print out at 100%.

TEDDY BEAR PICNIC

2

